



PORCELAIN STONE®  
NATURAL STONE  
DESIGN SOLUTIONS™

VOLUME 31 • 2016 • ISSUE 1

*Distinctly American. Uniquely Crossville.*





PORCELAIN STONE® | NATURAL STONE | DESIGN SOLUTIONS™





Integrity  
RESPECT

IMPROVEMENT  
partners



CROSSVILLE®

more than a  
tile company

family

RESPECT

integrity

IMPROVEMENT

partnerships

RESPECT

improvement

Family

integrity

## Introductions are in order...

Thank you for your interest in Crossville, Inc.! We're honored you're considering our tile collections to elevate your commercial or residential spaces. Before you get lost in the pages of beautiful products to come, please take a moment to learn more about us. We believe who we are as a company and our Uniquely Crossville® approach to doing business are as compelling as the sophisticated tiles we create and purvey.

## DESIGNED AND MADE IN THE USA

We were born in the USA nearly three decades ago. When the first piece of tile rolled off our production line in 1986, we claimed our place as America's first manufacturer of large format, porcelain tile. We've always been American owned and operated—designing and creating innovative porcelain tile expressly for the North American market, from our plants in Crossville, Tennessee.



## HIGHEST STANDARDS FROM THE INSIDE OUT

Crossville® is a subsidiary of The Curran Group, a family-owned, privately held corporation. We run on the same principles that the Currans are known for in all their business endeavors: family, partnership, integrity, improvement, and respect. Get to know us, and you'll find that our unique value system guides our relationships with employees, business associates—and with you, our customers.

## READY TO ANSWER YOUR UNIQUE NEEDS

With nearly 30 years of experience in our industry, we're adept at answering the unique needs of customer groups. Our range of special programs and products (for example, learn about Laminam on page 130 of this catalog!) are thoughtfully developed to make life simpler for architects, contract designers, residential designers, retailers, and specifiers for national accounts. Whatever you need, we—alongside our distributors' sales teams—are ready to assist.

# See tile differently






# SUSTAINABLY GREEN PRACTICES & PRODUCTS

At Crossville®, “green” isn’t lingo; it’s a way of life that’s been a core aspect of our operations since Day 1. With unwavering commitment to environmental responsibility, we’ve led our industry in creation of sustainable practices. The result is greener products for you and better, healthier environments for us all. Here’s a look at our uniquely green advancements.

- **ECOCYCLE TILE PROCESS™:** Not only are our products SCS certified, our manufacturing process is. This means every tile will meet our high standards of sustainability, every time.
- **GREEN SQUARED PRODUCTS:** We’re the first manufacturer to earn TCNA’s Green Squared certification across all U.S.-made porcelain tile product lines. That means our Crossville manufactured collections meet the most stringent industry standards in sustainability.
- **FIRED PORCELAIN RECYCLING:** We’re the first large-scale manufacturer to invent a method of recycling fired porcelain to create feed stock for new tile. This innovation has taken our company and our industry to unexpected levels of sustainability.
- **TOTO USA PARTNERSHIP:** We partner with sanitary ware maker TOTO USA to recycle that company’s pre-consumer fired waste into powder to make tile. As a result, we’ve diverted millions of pounds of waste from being landfilled and are a net consumer of waste—meaning we recycle more waste than we produce in manufacturing.
- **TILE TAKE-BACK™ PROGRAM:** This program—the only one of its kind—takes in post-consumer fired tile that was previously installed and recycles it to make new tile.
- **RECYCLED CONTENT:** All of our domestically produced products contain pre-consumer recycled content—up to 40% for colors in some collections.
- **WATER CONSERVATION:** We recycle water for re-use in manufacturing to lessen demands on our water supply.
- **LOCAL SOURCING:** From our clay and raw materials to our trucks, packaging and printing, we strive to acquire what we need to make and market our products from within 200 miles of operation.
- **HYDROTECT™:** Our Hydrotect coating can be applied to almost any of our porcelain collections to give tile self-cleaning and air purifying properties. Learn more on page 138 of this catalog.

Read more on our website at [CrossvilleInc.com/sustainability](https://CrossvilleInc.com/sustainability)



# PORCELAIN STONE®



Argent p.13



Basalt p.16



Bluestone p.18



Buenos Aires Mood® p.20


If you expect your design materials to rise to the level of your creative vision, Porcelain Stone® by Crossville® is the clear choice. With hundreds of styles, colors, and sizes, Porcelain Stone® provides design flexibility demanded by the nation's top architects and designers. Strong, durable, and stain resistant, it is backed by a no-nonsense warranty.




Color Blox®/Color Blox® Mosaics p.24



Cotto Americana p.25



Cross-Colors® p.27



Cross-Colors® LP p.27



Cross-Tech® p.29



Crossville® Mosaics p.32



EcoCycle Americana® p.34



Empire™ p.37



Garden p.40



Gotham® p.42



Main Street p.44



Manoir p.46



Moonstruck p.48



NOW p.50




Oceanaire p.52



Ready to Wear p.55



Reclamation p.58



Retro Active p.60




Shades by Crossville® p.63



SpeakEasy p.66




Structure™ p.68



Virtue p.70



Vista Americana p.71




Wood Impressions p.73

# NATURAL STONE

From the soft, subtle hues of travertine to the casual warmth of multi-stoned slate and the polished elegance of black and white marble, natural stone collections by Crossville® provide a tapestry of colors, shapes, and textures to create a beautiful backdrop for living.



Modern Mythology p.78




Yin + Yang p.86



# DESIGN SOLUTIONS™

## Glass



Brilliant Glass p.96



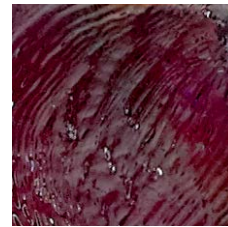
Ebb & Flow p.104



Glass Blox® p.106



Groove Glass p.109



Origins Glass® p.115



Sideview Glass p.119

## Metal



Mixology® p.111



Stainless Steel p.122



Urban Renewal p.123


Design Solutions™ by Crossville® infuse any design with beauty and vibrancy. From the boldness of Color By Numbers®, to the dazzling brights and playful pastels of Glass Blox®, these products were created with design versatility in mind. Sideview Glass with lavish beveling on the underside adds dazzling visual dimension to your designs. For a harmonic blending of stone and glass, Ebb & Flow captures the rhythmic patterns found in nature and in life.

Other Design Solutions™ by Crossville® include Origins Glass® and Mixology®. Old-World craftsmanship is revitalized with the vivid hues of Origins Glass® tile. Surface textures and swirls complement the bold, clear color and may include iridized techniques, while Mixology® has been painstakingly crafted by Crossville® artisans to replicate cast metal sculptural pieces as affordable and earth-friendly tile.

## Wall



Color By Numbers® p.99



Savoy™ p.117

# LARGE FORMAT PORCELAIN TILE PANELS



Laminam by Crossville® 130

Fashion and performance driven, Laminam by Crossville® clears the way for modern style and technical innovation. Laminam by Crossville® is available in three collections: Foundations, Natural Inspirations, and Urban Influence. These large tile panels bring uninterrupted, flawless beauty to space and form.

# SOLUTIONS


	Page
Exterior Cladding	135 - 136
Cross-Sheen®	137
Hydrotect™	138
Get Planked	139
Sustainability	140 - 141
Design Tools	142
National Accounts	142
Application Areas	143
Cleaning	144
Special Services	145
Wet DCOF/Safety Considerations	146
Tile Performance Data Chart	147
Appendix	148

\* Information here is subject to change. Please refer to [CrossvilleInc.com](http://CrossvilleInc.com) for the latest, most accurate information.




Please open flaps to view  
Crossville Tile Color Reference Chart






RPW1 Pure White p.60  
Retro Active




AV261 p.70  
Virtue



AV221 Gypsum p.68  
Structure™



AV241 Frost p.63  
Shades by Crossville®



A215 Empress White p.60  
Retro Active



AV271 Cotton Exchange p.58  
Reclamation



VS75 Cadet White p.37  
Empire™



AV311 Buttoned Up p.55  
Ready to Wear



AV301 Juno p.48  
Moonstruck



AV321 Lamp Post p.42  
Gotham®



AV331 Ashore p.52  
Oceanaire



AV242 Vapor p.63  
Shades by Crossville®



A1101 Sandbox p.24  
Color Blox®



AV272 Tobacco Road p.58  
Reclamation



AV291 Silica p.16  
Basalt



AV191 Willow p.73  
Wood Impressions



A1401 Winter Garden p.13  
Argent



AV212 Café Caramel p.44  
Main Street



AV222 Sandstone p.68  
Structure™



AV211 Cinema Champagne p.44  
Main Street



AV322 Penthouse p.42  
Gotham®



AV171 Beige p.25  
Cotto Americana



AV251 White Plains p.46  
Manoir



VS80 Corsican Crème p.37  
Empire™



VS150 Polo p.20  
Buenos Aires Mood®



AV313 Off the Cuff p.55  
Ready to Wear




AV303 Kosmos p.48  
Moonstruck



AV332 Current p.52  
Oceanaire



Belvedere p.40  
Garden



A1102 Roasted Marshmallow p.24  
Color Blox®



A1105 Yellow Brick Road p.24  
Color Blox®



A1409 Leron Drop p.13  
Argent



C360 Maple Sugar p.60  
Retro Active



A1402 Sacred Sand p.13  
Argent



AV192 Birch p.73  
Wood Impressions



AV112 Gold Rush p.34  
EcoCycle Americana®



Sand p.50  
NOW



Amber p.50  
NOW



VS82 Emperor's Gold p.37  
Empire™



AV172 Tan p.25  
Cotto Americana





AV201 Colorado Buff Bluestone p.18



AV252 Belle Meade Manoir p.46



VS81 Palais Taupe Empire™ p.37



AV182 Foothills Vista Americana p.71



C370 Featherstone Retro Active p.60



AV243 Fog Shades by Crossville® p.63




AV223 Shale Structure™ p.68



A1403 No Reservations Argent p.13



AV292 Caldera Basalt p.16



A870 Seal Taupe Retro Active p.60



AV254 Hermitage Manoir p.46



AV255 Belmont Manoir p.46



AV253 Carnton Manoir p.46



AV111 Monticello EcoCycle Americana® p.34



AV282 Zoot Suit SpeakEasy p.66



AV181 Dunes Vista Americana p.71



A1404 Cowboy Up Argent p.13



AV245 Clay Shades by Crossville® p.63



AV114 Grand Canyon EcoCycle Americana® p.34



AV202 Arizona Brown Bluestone p.18



Arboretum Garden p.40



AV285 Bank Roll SpeakEasy pg.66



AV183 Plateau Vista Americana p.71



A1419 Muddy Waters Argent p.13



Rust NOW p.50




VS152 Pampa Buenos Aires Mood® p.20



AV113 Alamo EcoCycle Americana® p.34



AV283 Sweet Georgia Brown SpeakEasy p.66



AV174 Brown Cotto Americana p.25



AV173 Red Cotto Americana p.25



AV194 Gunstock Wood Impressions p.73



A1107 Mud Pie Color Blox® p.24



A1410 Orange Crush Argent p.13



A1411 Sunset Boulevard Argent p.13



A1412 Chicago Fire Argent p.13



A1115 Camping Out Color Blox® p.24




A1118 Chocolate Candy Color Blox® p.24



AV115 Rushmore EcoCycle Americana® p.34



A1116 Caboose Color Blox® p.24




AV195 Brazilian Cherry Wood Impressions p.73





B210 Seabreeze p.60  
Retro Active



A1413 Under the Sea p.13  
Argent




A1414 Carnegie Cool p.13  
Argent



A1415 Memphis Blues p.13  
Argent



A1416 Grapes of Wrath p.13  
Argent



A1417 Clean Slate p.13  
Argent



A1420 On the Rocks p.13  
Argent




A1408 Glacier Lake p.13  
Argent



A1113 Blue Suede Shoes p.24  
Color Blox®



A1104 It's a Boy! p.24  
Color Blox®



A1111 A Day at the Beach p.24  
Color Blox®




A1407 Water Vapors p.13  
Argent



A1110 Sea Monkey p.24  
Color Blox®




AV316 Smarty Pants p.55  
Ready to Wear



AV293 Bedrock p.16  
Basalt



AV315 Decked Out p.55  
Ready to Wear



A1106 Limeade p.24  
Color Blox®



A1112 Mr. Green Jeans p.24  
Color Blox®



A1406 Emerald City p.13  
Argent



A1405 Hollywood and Vine p.13  
Argent



A1109 Sidewalk Chalk p.24  
Color Blox®



AV323 Clock Tower p.42  
Gotham®



A1418 Concrete Jungle p.13  
Argent




VS156 Pilar p.20  
Buenos Aires Mood®




AV317 Flannel Suit p.55  
Ready to Wear



AV273 Whiskey Lullaby p.58  
Reclamation



A1108 Sea Otter p.24  
Color Blox®



B110 Antico Taupe p.60  
Retro Active



AV318 Hats Off p.55  
Ready to Wear



AV193 Barnwood Gray p.73  
Wood Impressions



AV116 Plymouth Rock p.34  
EcoCycle Americana®



Moss p.50  
NOW



AV305 Apollo p.48  
Moonstruck




AV284 Silver Screen p.66  
SpeakEasy



Colonnade p.40  
Garden




AV324 Mainline p.42  
Gotham®




AV247 Haze p.63  
Shades by Crossville®



Lead p.50  
NOW



A1114 Tree House p.24  
Color Blox®



AV224 Timber p.68  
Structure™



AV274 Steel City Reclamation p.58



VS87 Empress Silver Empire™ p.37



AV281 Sidecar SpeakEasy p.66



AV314 Perfect Fit Ready to Wear p.55



VS83 Marquis Greige Empire™ p.37



AV334 Waverunner Oceanaire p.52



AV333 Hightide Oceanaire p.52



VS85 General's Grey Empire™ p.37



VS155 Palermo Buenos Aires Mood® p.20



AV312 Hand in Glove Ready to Wear p.55



AV302 Luna Moonstruck p.48



AV244 Mist Shades by Crossville® p.63



A1103 Slinky Color Blox® p.24



AV252 Belle Meade Manoir p.46



AV304 Gemini Moonstruck p.48



AV335 Seamount Oceanaire p.52



AV214 Gallery Grey Main Street p.44



AV246 Ash Shades by Crossville® p.63



AV203 Pennsylvania Blue Bluestone p.18



AV248 Thunder Shades by Crossville® p.63




AV184 Palisades Vista Americana p.71



AV294 Mafic Basalt p.16




AV325 Dockside Gotham® p.42



AV213 Bistro Brown Main Street p.44



A1120 Grape Jelly Color Blox® p.24



AV326 Pavement Gotham® p.42



A1117 I See the Moon Color Blox® p.24



AV175 Black Cotto Americana p.25




AV295 Magma Basalt p.16



VS90 Midnight Blue Empire™ p.37



AV215 Boutique Black Main Street p.44



AV225 Basalt Structure™ p.68



AV249 Ink Shades by Crossville® p.63



AV204 Vermont Black Bluestone p.18




VS86 Black Swan Empire™ p.37




VS157 Malbec Buenos Aires Mood® p.20



A1119 Night Night Color Blox® p.24



A890 Ebony Retro Active p.60



AV196 Black Walnut Wood Impressions p.73













## Porcelain Stone®

ARGENT  
 BASALT  
 BLUESTONE  
 BUENOS AIRES MOOD®  
 COLOR BLOX®/COLOR BLOX® MOSAICS  
 COTTO AMERICANA  
 CROSS-COLORS®  
 CROSSVILLE® MOSAICS  
 ECOCYCLE AMERICANA®  
 EMPIRE™  
 GARDEN  
 GOTHAM®  
 MAIN STREET  
 MANOIR  
 MOONSTRUCK  
 NOW  
 OCEANAIRE  
 READY TO WEAR  
 RECLAMATION  
 RETRO ACTIVE  
 SHADES BY CROSSVILLE®  
 SPEAKEASY  
 STRUCTURE™  
 VIRTUE  
 VISTA AMERICANA  
 WOOD IMPRESSIONS

Argent  
Porcelain Stone®




A1410 Orange Crush 12 x 24 UPS, A1403 No Reservations 12 x 12 UPS, and A1419 Muddy Waters 6 x 24 UPS  
Regal Cinemas Three Rivers



- Broad coordinating color palette provides dramatic design versatility
- Rectangular sizes are enhanced with Get Planked® options
- Cross-Sheen® finish for easy cleaning (available on UPS only)
- Honed colors available in stock as 12 x 24


# Argent

## Porcelain Stone®




A1420 On the Rocks 12 x 24 UPS, A1417 Clean Slate 12 x 24 UPS, and A1413 Under the Sea 6 x 24 UPS

### Example Sizes



12 x 24



12 x 12



6 x 24



6 x 6

### Recommended Use

Argent is recommended for interior floors, walls, countertops, and exterior walls in both residential and commercial applications. Argent is not recommended for exterior horizontal surfaces or exterior paving. The honed finish is not recommended for wet areas where standing water may occur. If offset pattern is required for tiles 18 inches or longer, Crossville® recommends an offset of not greater than 33%. See [CrossvilleInc.com](http://CrossvilleInc.com) for detailed installation instructions.

### Sizes & Finishes

Nominal (in)	Actual (mm)	Thickness (mm)	Finish
6 x 6*	147 x 147	9.5	UPS
6 x 24*	147 x 602.5	9.5	UPS
12 x 24	299 x 602.5	9.5	UPS/HON

HON (Honed finish) is semi-polished.

All field tiles except 12 x 12\* are rectified and modular with a 4.5 mm grout joint. 12 x 12 is nonrectified, recommended grout joint 3/16 to 1/4 inch.

Nominal (in)	Actual (in)	Thickness (mm)	Finish
12 x 12*†	11-13/16 x 11-13/16	9.5	UPS

\* HON finish available through special order.

† Calibrated and measured in inches

Actual measurements stated in inches indicate tile is calibrated (non-rectified).

Actual measurements stated in mm indicate tile is rectified.

### Coordinating Trim

6 x 12 Cove Base*	147 x 299	9.5	UPS
4 x 12 Bullnose	96 x 299	9.5	UPS



4 x 12 Single Bullnose, All colors



6 x 12 Cove Base\* (Universal, flat top)

\* Available only in A1401, A1402, A1403, A1404, A1417, A1418, A1419, A1420

### Wet DCOF

(UPS) 0.50 – 0.60

(HON) 0.42 – 0.52



Argent

Porcelain Stone®

Colors



A1402 Sacred SandI

A1409 Lemon DropII

A1412 Chicago FireIII

A1410 Orange CrushIII

A1411 Sunset BoulevardIII



A1405 Hollywood and VineII

A1406 Emerald CityII

A1407 Water VaporsII

A1408 Glacier LakeII

A1416 Grapes of WrathIII



A1420 On the RocksII

A1417 Clean SlateII

A1413 Under the SeaI

A1414 Carnegie CoolIII

A1415 Memphis BluesIII



A1419 Muddy WatersI

A1418 Concrete JungleI

A1404 Cowboy UpI

A1403 No ReservationsI

A1401 Winter GardenI

Price Groups	
I	Group I
II	Group II
III	Group III



# Argent

---

## Porcelain Stone®





# Basalt

---

## Porcelain Stone®





- Inspired by genuine basalt volcanic rock
- Finely grained with subtle undertones of crystallized magma
- Available in two modular sizes and five earthen colors

# Basalt

## Porcelain Stone®

### Colors



AV291 Silica



AV292 Caldera



AV293 Bedrock



AV294 Mafic



AV295 Magma

### Example Sizes



12 x 24



12 x 12



AV293 Bedrock 12 x 24 UPS


### Sizes & Finishes

Nominal (in)	Actual (in)	Thickness (in)	Finish
12 x 12	11-13/16 x 11-13/16	3/8	UPS
12 x 24	11-13/16 x 23-13/16	3/8	UPS

Crossville® recommends a grout joint of 3/16 to 1/4 inch.  
Actual measurements stated in inches indicate tile is calibrated (non-rectified).  
Actual measurements stated in mm indicate tile is rectified.

### Coordinating Trim (Available in all colors)

6 x 12 Cove Base	5-7/8 x 11-3/4	3/8	UPS
4 x 12 Bullnose	3-3/4 x 11-3/4	3/8	UPS



4 x 12 Single Bullnose, All colors



6 x 12 Cove Base (Universal, flat top)

### Recommended Use

Basalt is recommended for interior floors, walls, countertops, and exterior walls in both residential and commercial applications. Basalt is not recommended for exterior horizontal surfaces or exterior paving. If offset pattern is required for tiles 18 inches or longer, Crossville® recommended an offset of not greater than 33%. See CrossvilleInc.com for detailed installation instructions.

Wet DCOF  
(UPS) 0.50 – 0.60





Bluestone  
Porcelain Stone®





- UPS and honed finishes add to design versatility
- All sizes are **rectified** and modular with a minimum of 3mm grout joint
- Cross-Sheen® finish for easy cleaning (available on UPS only)


# Bluestone

## Porcelain Stone®


### Colors




AV201 Colorado Buff UPS  
4% recycled content\*




AV202 Arizona Brown UPS  
4% recycled content\*




AV203 Pennsylvania Blue UPS  
20% recycled content\*




AV204 Vermont Black UPS  
20% recycled content\*




AV201 Colorado Buff HON  
4% recycled content\*



AV202 Arizona Brown HON  
4% recycled content\*



AV203 Pennsylvania Blue HON  
20% recycled content\*



AV204 Vermont Black HON  
20% recycled content\*

\* This product contains pre-consumer recycled content. Percentage varies by color.

### Example Sizes (Available in all colors)




24 x 24




6 x 24




6 x 6



12 x 24




12 x 12



2 x 2 Mosaic



3 x 6 Mosaic



Random Mosaic

### Wet DCOF

(UPS) **0.50 – 0.60**  
(HON) **0.42 – 0.52**



### Sizes & Finishes (Available in all colors)

Nominal (in)	Actual (mm)	Thickness (mm)	Finish
2 x 2*	47 x 47	10.5	UPS
3 x 6**	72 x 147	10.5	HON
Random***		10.5	
2 x 2	47 x 47	10.5	UPS/HON Mixed
2 x 4	47 x 97	10.5	
2 x 6	47 x 147	10.5	
6 x 6	147 x 147	10.5	UPS/HON
6 x 24	147 x 597	10.5	UPS/HON
12 x 12	297 x 297	10.5	UPS/HON
12 x 24	297 x 597	10.5	UPS/HON
24 x 24	597 x 597	10.5	UPS/HON

\* 2 x 2 mosaic tile in 297mm x 297mm mounted sheets

\*\* 3 x 6 mosaic tile in 297mm x 372mm mounted sheets (staggered joints)

\*\*\* 2 x 2, 2 x 4 and 2 x 6 mosaic tile in 297mm x 322mm mounted sheets

Note: All field tile is rectified and modular with a minimum of 3mm grout joint.


Actual measurements stated in inches indicate tile is calibrated (non-rectified).

Actual measurements stated in mm indicate tile is rectified.

HON (Honed finish) is semi-polished.

### Coordinating Trim (Available in all colors)

4 x 12 Single Bullnose	97 x 297	10.5	UPS/HON
6 x 12 Cove Base	150 x 297	10	UPS
6 x 8 Cove Base Corners Left & Right	150 x 200	10	UPS



4 x 12 Single Bullnose



6 x 12 Cove Base (Universal, flat top)



6 x 8 Cove Base Corner Left



6 x 8 Cove Base Corner Right

### Recommended Use

Bluestone is recommended for interior floors, walls, countertops, and exterior walls in both residential and commercial applications. Bluestone is not recommended for exterior horizontal surfaces or exterior paving. The honed field tile is not recommended for wet areas where standing water may occur. If offset pattern is required for tiles 18 inches or longer, Crossville® recommends an offset of not greater than 33%. See CrossvilleInc.com for detailed installation instructions.

### Wet Area Use for Mosaics

See Tile Performance Data chart.

Buenos Aires Mood®

Porcelain Stone®





- Multistrato Technology creates subtle shading, fluidity, and movement
- Consistent color and visual image for blended, aesthetically pleasing installations
- All sizes are **rectified** and modular with a minimum of 3mm grout joint

# Buenos Aires Mood®

## Porcelain Stone®

### Colors




VS150 Polo




VS152 Pampa



VS155 Palermo



VS156 Pilar



VS157 Malbec



VS155 – Palermo 18 x 36 TX

### Sizes & Finishes

Nominal (in)	Actual (mm)	Thickness (mm)	Finish
2 x 2 Mosaics*	297 x 297	10.5	UP
12 x 12	297 x 297	10.5	PO, UP, TX**
12 x 24	297 x 597	10.5	
24 x 24	597 x 597	10.5	
6 x 36	147 x 897	10.5	
18 x 36	447 x 897	10.5	

\* 2 x 2 mosaics are mounted on 12 x 12 sheets with UP finish only.

Note: All field tile is rectified and modular with a minimum 3mm grout joint.

Actual measurements stated in inches indicate tile is calibrated (non-rectified).

Actual measurements stated in mm indicate tile is rectified.

\*\* TX Finish only available in 12 x 24 and 18 x 36 sizes.

### Coordinating Trim (Available in all colors)

4 x 24	Single Bullnose	97 x 597	10	PO, UP
6 x 12	Cove Base	150 x 298	10	UP
6 x 8	Cove Base Corner Left & Right	150 x 200	10	UP



4 x 24 Single Bullnose



6 x 12 Cove Base  
(Universal, flat top)



6 x 8 Cove Base  
Corner Left



6 x 8 Cove Base  
Corner Right

### Wet Area Use for Mosaics

See Tile Performance Data chart.

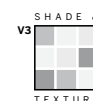
### Recommended Use

Buenos Aires Mood® PO & UP is recommended for interior walls and floors and exterior walls in both commercial and residential applications. Buenos Aires Mood® TX is recommended for interior and exterior walls and floors and exterior paving. **The polished finish is not recommended for wet areas where standing water may occur.** If offset pattern is required for tiles 18 inches or longer, Crossville® recommends an offset of not greater than 33%. See CrossvilleInc.com for detailed installation instructions.

### Wet DCOF

(PO)	<b>0.31 – 0.41</b>
(UP)	<b>0.50 – 0.60</b>
(TX)*	<b>0.50 – 0.60</b>

\*The increased real world traction of these types of surfaces cannot be fully realized by any current DCOF testing methodologies due to their exaggerated facial structure.



# Buenos Aires Mood<sup>®</sup>

## Porcelain Stone<sup>®</sup>

**Example Sizes** (Available in all colors)



18 x 36



6 x 36




24 x 24



12 x 24



12 x 12



2 x 2 Mosaics

Mounted to a  
297 x 297 sheet –  
UP only

**Field Tile sizes and finishes available** (Shown in a 36 square foot area)

Unpolished



18 x 36

Polished



Textured



12 x 24



24 x 24



12 x 12



6 x 36



**Mosaics 2 x 2**

Unpolished





# Color Blox®/Color Blox® Mosaics

## Porcelain Stone®



# Color Blox®/Color Blox® Mosaics

## Porcelain Stone®

- Each color coordinates with at least 2-3 other colors
- Subtle variations in texture and shading add visual interest
- Cross-Sheen® finish for easy cleaning (available on UPS only)



A1104 It's a Boy! UPS, and A1113 Blue Suede Shoes UPS

### Sizes & Finishes

Nominal (in)	Actual (in)	Thickness (in)	Finish
3 x 3*	2-7/8 x 2-7/8	1/4	UPS
6 x 6†	5-13/16 x 5-13/16	3/8	UPS
6 x 12†	5-13/16 x 11-13/16	3/8	UPS
12 x 12	11-13/16 x 11-13/16	3/8	UPS
12 X 24	11-13/16 x 23-13/16	3/8	UPS
18 X 18	17-13/16 x 17-13/16	3/8	UPS

\* 3 x 3 Mosaic Tile in 11-7/8 x 11-7/8 Sheets with a 1/8 inch grout joint.  
† The cut/bevel tile is cut from larger format tile and the edges are beveled to provide a factory appearance.  
Please allow two to eight weeks for delivery depending on Crossville's production schedule.  
Crossville® recommends a grout joint of 3/16 to 1/4 inch.  
Actual measurements stated in inches indicate tile is calibrated (non-rectified).  
Actual measurements stated in mm indicate tile is rectified.

### Recommended Use

Color Blox® is recommended for interior floors, walls, countertops, and exterior walls in both commercial and residential applications. If offset pattern is required for tiles 18 inches or longer, Crossville® recommends an offset of not greater than 33%. See CrossvilleInc.com for detailed installation instructions.

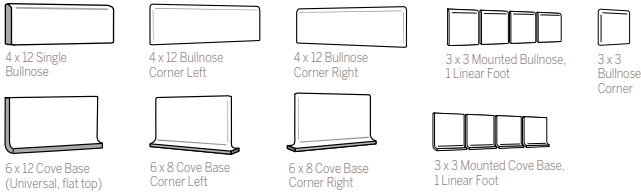
### Wet Area Use for Mosaics

See Tile Performance Data chart.

### Coordinating Trim (Available in all colors)

Nominal (in)	Actual (in)	Thickness (in)	Finish
3 x 3 Mounted Bullnose** 1 Linear Foot	2-7/8 x 2-7/8	1/4	UPS
3 x 3 Bullnose Corner	2-7/8 x 2-7/8	1/4	UPS
3 x 3 Mounted Cove Base** 1 Linear Foot	2-7/8 x 3-5/8	1/4	UPS
4 x 12 Single Bullnose	3-3/4 x 11-3/4	3/8	UPS
4 x 12 Bullnose Corner Left & Right	3-3/4 x 11-3/4	3/8	UPS
6 x 12 Cove Base	5-7/8 x 11-3/4	3/8	UPS
6 x 8 Cove Base Corner Left & Right	5-7/8 x 7-3/4	3/8	UPS

\* 3 x 3 Mosaic Tile in 11-7/8 x 11-7/8 Sheets with a 1/8 inch grout joint.



### Price Groups

I	Group I
II	Group II
III	Group III
IV	Group IV


Wet DCOF		
(UPS)	0.42 – 0.52	Field Tile
(UPS)	0.42 – 0.52	3 x 3 Mosaics



# Color Blox®/Color Blox® Mosaics

## Porcelain Stone®

### Colors




A1101 Sandbox




A1103 Slinky




A1104 It's a Boy!




A1110 Sea Monkey




A1111 A Day at the Beach



A1102 Roasted Marshmallow



A1105 Yellow Brick Road




A1106 Limeade



A1112 Mr. Green Jeans




A1113 Blue Suede Shoes




A1107 Mud Pie




A1115 Camping Out




A1116 Caboose



A1118 Chocolate Candy




A1120 Grape Jelly



A1109 Sidewalk Chalk




A1108 Sea Otter



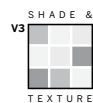
A1114 Tree House



A1117 I See the Moon



A1119 Night Night



# Cotto Americana

## Porcelain Stone®

- Moderately priced for today’s competitive market
- Mosaics add design versatility and aesthetic appeal
- Cross-Sheen® finish for easy cleaning (available on UPS only)
- Crossville® recommends a grout joint of 3/16 to 1/4 inch



AV173 – Red 12 x 12 UPS

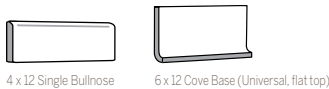
### Sizes & Finishes (Available in all colors)

Nominal (in)	Actual (in)	Thickness (in)	Finish
2 x 2*	11-13/16 x 11-13/16	3/8	UPS
6 x 6†	5-13/16 x 5-13/16	3/8	UPS
12 x 12	11-13/16 x 11-13/16	3/8	UPS
18 x 18	17-13/16 x 17-13/16	3/8	UPS

\* 2 x 2 mosaic tile in 11-13/16 x 11-13/16 mounted sheets with a 3/16 inch grout joint.  
† The cut/bevel tile is cut from larger format tile and the edges are beveled to provide a factory appearance. Please allow two to eight weeks for delivery depending on Crossville’s production schedule.  
Crossville® recommends a grout joint of 3/16 to 1/4 inch.  
Actual measurements stated in inches indicate tile is calibrated (non-rectified).  
Actual measurements stated in mm indicate tile is rectified.

### Coordinating Trim (Available in all colors)

4 x 12 Single Bullnose	3-3/4 x 11-3/4	3/8	UPS
6 x 12 Cove Base	5-3/4 x 11-3/4	3/8	UPS



### Recommended Use

Cotto Americana is recommended for interior floors, walls, countertops, and exterior walls in both residential and commercial applications. If offset pattern is required for tiles 18 inches or longer, Crossville® recommends an offset of not greater than 33%. See CrossvilleInc.com for detailed installation instructions.

### Wet Area Use for Mosaics

See Tile Performance Data chart.

### Colors




AV171 Beige



AV172 Tan



AV173 Red



AV174 Brown



AV175 Black

### Example Sizes (Available in all colors)




18 x 18



12 x 12



6 x 6



2 x 2 Mosaic

Note: Cotto Americana field tile is designed to give the appearance of a distressed edge. The mosaics do not feature the distressed edge.

Wet DCOF

(UPS) 0.58 – 0.68





Cross-Colors®

Porcelain Stone®





# Cross-Colors®

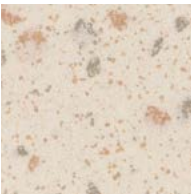
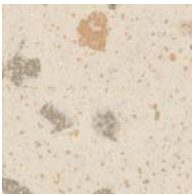


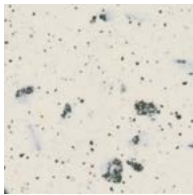
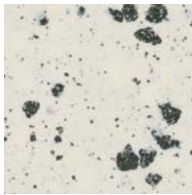


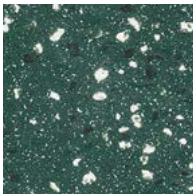


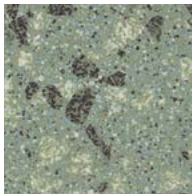


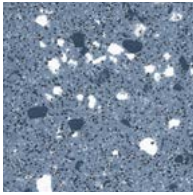
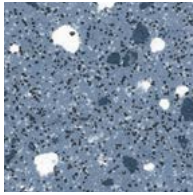


## Porcelain Stone®

- Minimum 4 % recycled content
- A Myriad of textures and finishes
- Numerous trim options for A-series colors
- Contemporary color palette designed by one of the industry's top color forecasters

### Cross-Colors® Solids

					<p>* These colors are inventoried in 6 x 6 UPS finish, at Crossville®. All other 6 x 6 colors and finishes are special order.</p> <p>Cross-Colors® Solids available in both UPS Cross-Sheen® and PO finishes.</p> <p>For more coordinating options please see Crossville® Mosaics and Retro Active product series.</p>
C310 Bamboo III	B380 Sunflower	C360 Maple Sugar I	B220 Doeskin	A634 Terra Rosata I	
					
B210 Seabreeze	C400 Bayberry III	B200 Primavera	B481 Forest Green	A890 Ebony III	
					
C810 Platinum I	B230 Zeolite	B190 Amethyst	C583 Windsurf III	B180 Lapis	B580 Oceana
					
B110 Antico Taupe	A870 Seal Taupe* I	B100 Greige Patino	C370 Featherstone I	B120 Peach Fresco	A215 Empress White* I

### Cross-Colors® LP

					
LA26 (UPS) White Coral I	LA26 (PO) White Coral I	LA87(UPS) Cappuccino I	LA87 (PO) Cappuccino I	LA21 (UPS) Rock Crystal II	LA21 (PO) Rock Crystal II
					
LA63 (UPS) Red Rock II	LA63 (PO) Red Rock II	LA48 (UPS) Snowpine III	LA48 (PO) Snowpine III	LA45 (UPS) Jadestone III	LA45 (PO) Jadestone III
					
LA90 (UPS) Granite Grey II	LA90 (PO) Granite Grey II	LA58 (UPS) Blue Splash III	LA58 (PO) Blue Splash III	LA88 (UPS) Black Pearl III	LA88 (PO) Black Pearl III

Note: The cut/bevel tile is cut from larger format tile and the edges are beveled to provide a factory appearance. Please allow two to eight weeks for delivery depending on Crossville's production schedule.

Wet DCOF	
(UPS)	0.50 – 0.60
(PO)	0.31 – 0.41



# Cross-Colors®

## Porcelain Stone®

### Cross-Colors® Mingles



### Price Groups

I	Group I
II	Group II
III	Group III
IV	Group IV
AC	American Classics

Cross-Sheen® finish for easy cleaning available on UPS only.

The codes for A-Series tile shown above begin with the letter "A".  
The codes for B-Series and C-Series tile begin with the letters "B" and "C" respectively.

### Sizes & Finishes

Nominal (in)	Actual (in)	Thickness (in)	Finish
Cross-Colors® Mingles & Solids			
6 x 6 (cut/bevel)	5-3/4 x 5-3/4	5/16	UPS/PO
8 x 8 (A & C colors only)	7-3/4 x 7-3/4	5/16	UPS/PO
12 x 12	11-3/4 x 11-3/4	5/16	UPS/PO
Cross-Colors® LP			
6 x 6 (cut/bevel)	5-3/4 x 5-3/4	5/16	UPS/PO
12 x 12	11-3/4 x 11-3/4	5/16	UPS/PO

Crossville® recommends a grout joint of 3/16 to 1/4 inch.

\* These colors are inventoried in cut/bevel 6 x 6, UPS finish, at Crossville®.

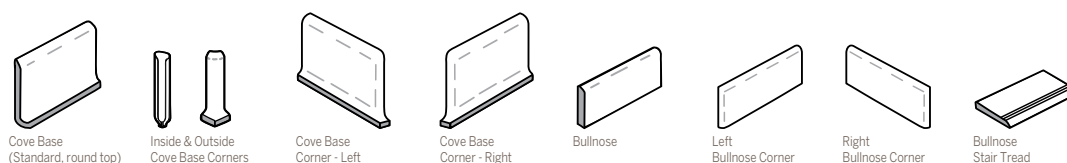
All other 6 x 6 colors and finishes are special order.

Note: The cut/bevel tile is cut from larger format tile and the edges are beveled to provide a factory appearance. Please allow two to eight weeks for delivery depending on Crossville's production schedule.

† Coordinating 6 x 8 Cove Base, 6 x 8 Cove Base Corners, and 1 x 6 inside/outside Cove Base Corner available. Actual measurements stated in inches indicate tile is calibrated (non-rectified).

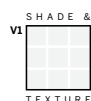
Actual measurements stated in mm indicate tile is rectified.

### Coordinating Trim



#### A Series Trim Program (available in UPS finish only)

Size	6 x 8 Cove Base	1 x 6 Inside & Outside Cove Base Corners	6 x 8 Left & Right Cove Base Corner	4 x 8 Bullnose	4 x 8 Left & Right Bullnose Corners	4 x 8 Bullnose Stair Tread	B Series Trim Program	C Series Trim Program
Actual	5-7/8 x 7-3/4	1 x 5-7/8	5-7/8 x 7-3/4	3-7/8 x 7-3/4	3-7/8 x 7-3/4	3-7/8 x 7-3/4	3-7/8 x 7-3/4	3-7/8 x 7-3/4
Thickness	5/16	—	5/16	5/16	5/16	5/16	5/16	5/16




# Cross-Tech®

## Porcelain Stone®

### Finishes and Textures

Crossville® offers designers, architects, and builders the utilitarian textures to answer the specific needs of those areas with the highest exposure. These textures are an integral part of the tile and cannot be worn down. No matter how technical the specifications, we have a surface that is highly functional, yet able to blend beautifully with any design application. Please refer to the Tile Performance Data chart in the back of this catalog for actual tile performance details.



#### Unpolished (UPS)

Cross-Colors® unpolished (UPS) with the Cross-Sheen® finish imparts a subtle glow that enhances the color of the tile and also allows stains and scuff marks to be easily wiped off the surface. Cross-Colors unpolished is appropriate for most interior floors and walls and exterior walls, including high-traffic areas and areas where a low level of maintenance is desired. Cross-Colors unpolished is not recommended for exterior horizontal surfaces or exterior paving.




#### Polished (PO)

Polished Porcelain Stone® is an attractive and practical alternative to natural stone. Interplay with UPS Cross-Sheen® or other surface textures to increase visual interest. Polished finishes are recommended for most interior floors and walls and exterior walls, including areas where a look of elegance and sophistication is desired. Polished finish is not recommended for wet areas where standing water may occur. Polished finishes are not recommended for exterior horizontal surfaces or exterior paving.




#### Cross-Slate® (CS)

The Cross-Slate® finish combines the rustic and textured feel of slate with the through-body color and durability of Porcelain Stone®. Through-body color, unglazed structured surface, and a variety of sizes provide a strong commercial value where enhanced traction is needed for high traffic interior and exterior spaces. Cross-Slate is recommended for interior floors and walls, as well as exterior walls and exterior walking surfaces in both residential and commercial environments.




#### Crossdot® (CD)

The raised-dot pattern, with a "roughened" surface atop each dot, provides increased coefficient of friction. It is suitable for most commercial kitchens, food prep areas, service stations, as well as exterior walking surfaces.



#### Cross-Grip® (CGS)

Developed in conjunction with restaurant owners, Cross-Grip® is a possible solution for those areas where slips and falls are of greatest concern. The patented raised-point texture has earned Cross-Grip the highest possible performance rating in the National Restaurant Association's testing for slip resistance. It is suitable for areas where grease, food, oil, and other residue tend to accumulate.



#### Cross-Tread® (CTS)

Increased slip resistance and ease of maintenance make this tile a suitable choice for wet and greasy floor areas, as well as for exterior walking surfaces. The Cross-Tread® surface pattern is eye-catching, making it a great option for transitional areas and for use as an accent tile.

Wet DCOF			
Unpolished (UPS)	Crossdot® (CD)*		
<b>0.50 – 0.60</b>	<b>0.50 – 0.60</b>		
Polished (PO)	Cross-Grip® (CGS)†		
<b>0.31 – 0.41</b>	<b>NA – NA†</b>		
Cross-Slate® (CS)	Cross-Tread® (CTS)*		
<b>0.50 – 0.60</b>	<b>0.50 – 0.60</b>		

\*The increased real world traction of these types of surfaces cannot be fully realized by any current DCOF testing methodologies due to their exaggerated facial structure.


† Due to the heavily textured surface DCOF value is not able to be measured by testing device.



# Cross-Tech®

## Porcelain Stone®

### Colors



A260 Pebble

Cross-Tread 8 x 8



A876 Truffle

Cross-Slate 6 x 6 cut/bevel 8 x 8 12 x 12



A750 Brown Tweed

Cross-Slate 6 x 6 cut/bevel 8 x 8 12 x 12  
Cross-Tread 8 x 8




A745 Tawny

Cross-Slate 6 x 6 cut/bevel 8 x 8 12 x 12



A660 Rosewood

Cross-Tread 8 x 8



A675 Stonehenge

Cross-Slate 6 x 6 cut/bevel 8 x 8 12 x 12  
Crossdot 8 x 8  
Cross-Grip 8 x 8  
Cross-Tread 8 x 8



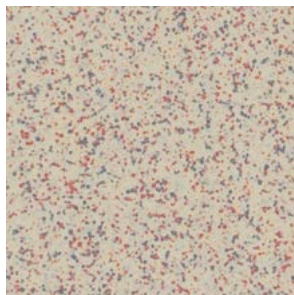
A790 Burgundy Smoke

Crossdot 8 x 8  
Cross-Grip 8 x 8  
Cross-Tread 8 x 8




A634 Terra Rosata

Cross-Slate 6 x 6 cut/bevel 8 x 8 12 x 12  
Cross-Grip 8 x 8




A233 Sand Bisque

Cross-Slate 6 x 6 cut/bevel 8 x 8 12 x 12  
Cross-Tread 8 x 8



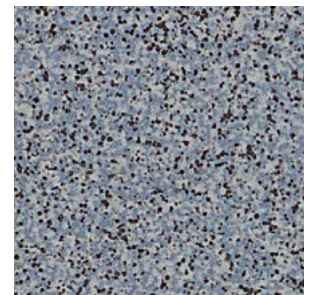
R001 Gray Mingle

Cross-Tread 8 x 8



A410 Greenbriar

Cross-Tread 8 x 8



A585 Sea Mist

Cross-Slate 6 x 6 cut/bevel 8 x 8 12 x 12  
Cross-Tread 8 x 8



A825 Mercury

Cross-Slate 6 x 6 cut/bevel 8 x 8 12 x 12  
Cross-Tread 8 x 8



A900 Mica

Cross-Slate 6 x 6 cut/bevel 8 x 8 12 x 12  
Crossdot 8 x 8  
Cross-Grip 8 x 8  
Cross-Tread 8 x 8



A850 Graphite

Cross-Slate 6 x 6 cut/bevel 8 x 8 12 x 12  
Crossdot 8 x 8  
Cross-Tread 8 x 8



A880 Onyx

Cross-Slate 6 x 6 cut/bevel 8 x 8 12 x 12  
Cross-Tread 8 x 8

Note: The cut/bevel tile is cut from larger format tile and the edges are beveled to provide a factory appearance. Please allow two to eight weeks for delivery depending on Crossville's production schedule.

# Crossville® Mosaics

## Porcelain Stone®

- Can be used for indoor/outdoor applications
- Coordinates with a myriad of Crossville's large-unit Porcelain Stone® tiles
- Cross-Sheen® finish for easy cleaning (available on UPS only)



A1106 Limeade, A1112 Mr. Green Jeans, A1116 Caboose, and A1119 Night Night 3 x 3 Mosaics

### Application Areas

Item Code/Color	Finish	Exterior/ Paving	Wet Areas	Floors	Int./Ext. Walls	Counters
AV90 Cliffsides	UPS	✓	✓	✓	✓	✓
AV91 Moonrock	UPS	✓	✓	✓	✓	✓
AV92 Desert Stone	UPS	✓	✓	✓	✓	✓
A215 Empress White	UPS		✓	✓	✓	✓
A235 Sahara Dune	UPS		✓	✓	✓	✓
A291 Pepper Quartz	UPS		✓	✓	✓	✓
A825 Mercury	UPS		✓	✓	✓	✓
A850 Graphite	UPS		✓	✓	✓	✓
A876 Truffle	UPS		✓	✓	✓	✓
EC001 Storm	UPS		✓	✓	✓	✓
A215 Empress White	CTS	✓	✓	✓		
A235 Sahara Dune	CTS	✓	✓	✓		
A291 Pepper Quartz	CTS	✓	✓	✓		
A825 Mercury	CTS	✓	✓	✓		
A850 Graphite	CTS	✓	✓	✓		
A876 Truffle	CTS	✓	✓	✓		
EC001 Storm	CTS	✓	✓	✓		

### NOTE: Wet area use for Crossville Mosaics

Crossville® produces these products with the Cross-Sheen® finish. They deliver a wet dynamic coefficient of friction equal to or greater than 0.50 on the surface of the tile. Their small 3 x 3 size ensures frequent grout joints which provides traction and drainage.

Crossville cannot control situations involving incorrect installation, improper slope to the drain for elimination of standing water, and poor surface cleaning.

This information is provided so that customers may make a realistic and informed decision when comparing Crossville Mosaics to other tile products in wet area environments, such as residential commercial bathrooms, showers, and interior pool decks.

The defining threshold value 0.42 is for level interior spaces expected to be walked upon when wet, a wet DCOF of less than 0.42 shall only be installed when the surface will be kept dry when walked upon and proper safety procedures will be applied when cleaning the tiles.

### Finishes

**Unpolished (UPS)** – Cross-Colors® Unpolished (UPS) with the Cross-Sheen® finish imparts a subtle glow that enhances the color of the tile and also allows stains and scuff marks to be easily wiped off the surface. Cross-Colors Unpolished (UPS) is appropriate for most interior floors and walls and exterior walls, including high-traffic areas, and areas where a low level of maintenance is desired. Cross-Colors Unpolished (UPS) is not recommended for exterior horizontal surfaces or exterior paving.

**Cross-Tread® (CTS)\*** – Increased slip resistance and ease of maintenance make this tile a suitable choice for wet and greasy floor areas, as well as for exterior walking surfaces. The Cross-Tread® surface pattern is eye-catching, making it a great option for transitional areas and for use as an accent tile.

\*Not available in AV90, AV91, or AV92

### Care and Maintenance

Regular cleaning is the best way to keep Crossville Mosaics tile looking good for years to come. Use clean, hot water (combined with a household cleaner for more aggressive cleaning). Rinse thoroughly and dry with a soft cloth to prevent water spots. No waxes or sealers are needed. More information regarding the care and maintenance of Crossville products is available at CrossvilleInc.com.

### Sizes & Finishes

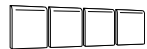
Nominal (in)	Actual (in)	Thickness (in)	Finish
3 x 3*	2-7/8 x 2-7/8	1/4	UPS/CTS

\*3 x 3 Mosaic Tile in 11-7/8 x 11-7/8 Sheets with a 1/8 inch grout joint.  
Actual measurements stated in inches indicate tile is calibrated (non-rectified).  
Actual measurements stated in mm indicate tile is rectified.

### Coordinating Trim (Available in all colors)

3 x 3 Mounted Bullnose**	2-7/8 x 2-7/8	1/4	UPS
3 x 3 Bullnose Corner	2-7/8 x 2-7/8	1/4	UPS
3 x 3 Mounted Cove Base**	2-7/8 x 3-5/8	1/4	UPS

\*\*3 x 3 Mounted Bullnose and mounted Cove Base are face mounted with Clearview film 2-7/8 x 11-7/8 strip.



3 x 3 Mounted Bullnose 1 Linear Foot



3 x 3 Bullnose Corner



3 x 3 Mounted Cove Base 1 Linear Foot

### Shade and Texture

V1 - Uniform Appearance –	A215, A235, A291, A825, A850, A876, EC001
V3 - Moderate Variation –	AV90, AV91, AV92

### Wet DCOF

(UPS) **0.50 – 0.60**  
(CTS) **0.50 – 0.60\***

\*The increased real world traction of these types of surfaces cannot be fully realized by any current COF testing methodologies due to their exaggerated facial structure.



# Crossville® Mosaics

## Porcelain Stone®

### Milestone



AV90 Cliffside (UPS finish)  
4% recycled content\*  
V3 Shade and Texture – Moderate Variation



AV91 Moonrock (UPS finish)  
4% recycled content\*  
V3 Shade and Texture – Moderate Variation



AV92 Desert Stone (UPS finish)  
4% recycled content\*  
V3 Shade and Texture – Moderate Variation

### Cross-Colors®



A215 Empress White (UPS/CTS finish)  
4% recycled content\*  
V1 Shade and Texture – Uniform Appearance



A235 Sahara Dune (UPS/CTS finish)  
4% recycled content\*  
V1 Shade and Texture – Uniform Appearance



A291 Pepper Quartz (UPS/CTS finish)  
4% recycled content\*  
V1 Shade and Texture – Uniform Appearance



A825 Mercury (UPS/CTS finish)  
4% recycled content\*  
V1 Shade and Texture – Uniform Appearance



A850 Graphite (UPS/CTS finish)  
4% recycled content\*  
V1 Shade and Texture – Uniform Appearance



A876 Truffle (UPS/CTS finish)  
4% recycled content\*  
V1 Shade and Texture – Uniform Appearance



EC001 Storm (UPS finish)  
40% recycled content\*  
V1 Shade and Texture – Uniform Appearance



EC001 Storm (CTS finish)  
40% recycled content\*  
V1 Shade and Texture – Uniform Appearance

\* This product contains pre-consumer recycled content. Percentage varies by color.

For more coordinating options please see Cross-Colors® and Retro Active product series.



EcoCycle Americana®

Porcelain Stone®






- Competitively priced, making it an exceptional value
- Deep hues go all the way through the tile, making the body an integral part of the overall color
- Cross-Sheen® finish for easy cleaning (available on UPS only)
- Crossville® recommends a grout joint of 3/16 to 1/4 inch


# EcoCycle Americana®

## Porcelain Stone®

### Colors




AV111 Monticello  
5% recycled content\*




AV112 Gold Rush  
20% recycled content\*




AV114 Grand Canyon  
20% recycled content\*



AV113 Alamo  
20% recycled content\*




AV115 Rushmore  
20% recycled content\*




AV116 Plymouth Rock  
20% recycled content\*

\* This product contains pre-consumer recycled content. Percentage varies by color.

### Example Sizes (Available in all colors)



18 x 18



12 x 12



AV111 Monticello 12 x 12 UPS and AV116 Plymouth Rock 12 x 12 UPS


### Sizes & Finishes (Available in all colors)

Nominal (in)	Actual (in)	Thickness (in)	Finish
12 x 12	11-3/4 x 11-3/4	5/16	UPS
18 x 18	17-3/4 x 17-3/4	3/8	UPS

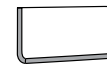
Crossville® recommends a grout joint of 3/16 to 1/4 inch.  
Actual measurements stated in inches indicate tile is calibrated (non-rectified).  
Actual measurements stated in mm indicate tile is rectified.

### Coordinating Trim (Available in all colors)

4 x 12 Single Bullnose	3-3/4 x 11-3/4	5/16	UPS
6 x 12 Cove Base	5-7/8 x 11-3/4	5/16	UPS



4 x 12 Single Bullnose

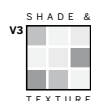


6 x 12 Cove Base (Universal, flat top)

### Recommended Use

EcoCycle Americana® is recommended for interior floors, walls, countertops, and exterior walls. EcoCycle Americana® is not recommended for exterior horizontal surfaces or exterior paving. If offset pattern is required for tiles 18 inches or longer, Crossville® recommends an offset of not greater than 33%. See CrossvilleInc.com for detailed installation instructions.

**Wet DCOF**  
(UPS) **0.42 – 0.52**





Empire™  
Porcelain Stone®






- All colors available in polished and unpolished finishes
- Extensive selection of trim, including unique 6 x 12 cove base
- All field tile is **rectified** and modular with a minimum 3mm grout joint


# Empire™ Porcelain Stone®

## Example Sizes (Available in all colors)




24 x 24


Mounted to a  
297 x 297 sheet –  
UP only




2 x 2 Mosaics




12 x 24



12 x 12



6 x 36



18 x 36



VS75 Cadet White 6 x 24 and 12 x 24 (Get Planked) UP

## Sizes & Finishes (Available in all colors)

Nominal (in)	Actual (mm)	Thickness (mm)	Finish
12 x 12	297 x 297	10.5	UP/PO
12 x 24	297 x 597	10.5	UP/PO
24 x 24	597 x 597	10.5	UP/PO
6 x 36	147 x 897	10.5	UP/PO
18 x 36	447 x 897	10.5	UP/PO

Note: All field tile is rectified and modular with a minimum 3mm grout joint.  
 Actual measurements stated in inches indicate tile is calibrated (non-rectified).  
 Actual measurements stated in mm indicate tile is rectified.

## Recommended Use

Empire™ is recommended for interior floors, walls, countertops, and exterior walls. Empire™ is not recommended for exterior horizontal surfaces or exterior paving. The polished finish is not recommended for wet areas where standing water may occur. If offset pattern is required for tiles 18 inches or longer, Crossville® recommends an offset of not greater than 33%. See CrossvilleInc.com for detailed installation instructions.

## Wet Area Use for Mosaics

See Tile Performance Data chart.

## Mosaics (Available in all colors)

2 x 2 Mosaics	297 x 297*	10.5	UP
---------------	------------	------	----

\* Mounted sheet size with a 3mm grout joint.

## Coordinating Trim (Available in all colors)

4 x 24 Single Bullnose	97 x 597	10	PO, UP
6 x 12 Cove Base	150 x 298	10	UP
6 x 8 Cove Base Corner Left & Right	150 x 200	10	UP



4 x 24 Single Bullnose



6 x 12 Cove Base  
(Universal, flat top)



6 x 8 Cove Base  
Corner Left



6 x 8 Cove Base  
Corner Right

## Wet DCOF

(UP)	0.42 – 0.52
(PO)	0.22 – 0.32



Empire™

Porcelain Stone®

Colors (Available in both unpolished and polished finishes)




VS75 Cadet White UP



VS75 Cadet White PO




VS80 Corsican Crème UP



VS80 Corsican Crème PO



VS81 Palais Taupe UP




VS81 Palais Taupe PO




VS82 Emperor's Gold UP




VS82 Emperor's Gold PO




VS87 Empress Silver UP




VS87 Empress Silver PO



VS85 General's Grey UP




VS85 General's Grey PO




VS83 Marquis Greige UP




VS83 Marquis Greige PO




VS90 Midnight Blue UP



VS90 Midnight Blue PO



VS86 Black Swan UP



VS86 Black Swan PO







Garden

Porcelain Stone®





- Replicates authentic shade, color and texture of three unique natural stones
- Engineered to outperform real stone in resistance to temperature, moisture and mold
- Size options include 6 x 6, 6 x 12, 12 x 12, and 12 x 24 field tiles, as well as bullnose

# Garden

## Porcelain Stone®

### Colors



Belvedere TX




Arboretum TX




Colonnade TX

### Example Sizes (Available in all colors)



12 x 24



12 x 12



6 x 6



6 x 12

### Wet DCOF

(TX) 0.50 – 0.60



8633 Belvedere 6 x 6 TX

### Sizes & Finishes

Nominal (in)	Actual (in)	Thickness (in)	Finish
6 x 6	5-13/16 x 5-13/16	3/8	TX
6 x 12	5-13/16 x 11-13/16	3/8	TX
12 x 12	11-13/16 x 11-13/16	3/8	TX
12 x 24	11-15/16 x 23-7/8	3/8	TX

Crossville® recommends a grout joint of 3/16 to 1/4 inch.  
Actual measurements stated in inches indicate tile is calibrated (non-rectified).  
Actual measurements stated in mm indicate tile is rectified.

### Coordinating Trim (Available in all colors)

3 x 12 Single Bullnose	2-15/16 x 11-13/16	3/8	TX
------------------------	--------------------	-----	----



3 x 12 Single Bullnose

### Recommended Use

Garden with its heavily textured surface is specifically recommended for exterior floors, walls and interior transitional spaces in commercial and residential applications. If offset pattern is required for tiles 18 inches or longer, Crossville® recommends an offset of not greater than 33%. See CrossvilleInc.com for detailed exterior installation tips.

### Item Codes

Color Names:	Belvedere	Arboretum	Colonnade
6 x 6	8633	8634	8635
6 x 12	8619	8620	8621
12 x 12	8622	8623	8624
12 x 24	8636	8637	8638
Bullnose	8645	8646	8647



Gotham®  
Porcelain Stone®



Floor: Gotham® – AV323 Clock Tower 12 x 24 UPS  
Back Wall: Laminam by Crossville® – Fokos - Piombo




- Replicates the look of concrete in five different shades
- Cross-Sheen finish for easy cleaning (available in UPS only)
- Trim includes a 4 x 24 single bullnose and 6 x 12 cove base with universal flat top

# Gotham®

## Porcelain Stone®

### Colors



AV321 Lamp Post



AV322 Penthouse



AV323 Clock Tower



AV324 Mainline



AV325 Dockside



AV326 Pavement



AV325 Dockside 12 x 24 UPS

### Example Sizes (Available in all colors)



12 x 24



2 x 6

### Sizes & Finishes

Nominal (in)	Actual (in)	Thickness (in)	Finish
2 x 6	1-13/16 X 5-13/16	3/8	UPS
12 x 24	11-13/16 X 23-13/16	3/8	UPS

Crossville® recommends a grout joint of 3/16 to 1/4 inch.  
Actual measurements stated in inches indicate tile is calibrated (non-rectified).  
Actual measurements stated in mm indicate tile is rectified.

### Coordinating Trim (Available in all colors)

4 x 24 Single Bullnose	3-13/16 x 23-13/16	3/8	UPS
6 x 12 Cove Base	5-7/8 x 11-3/4	3/8	UPS



4 x 24 Single Bullnose



6 x 12 Cove Base  
(Universal, flat top)

### Recommended Use

Gotham® is recommended for interior floors, walls, countertops, and exterior walls in both residential and commercial applications. Gotham® is not recommended for exterior horizontal surfaces or exterior paving. If offset pattern is required for tiles 18 inches or longer, Crossville® recommended an offset of not greater than 33%. See CrossvilleInc.com for detailed installation instructions.

Wet DCOF  
(UPS) 0.50 – 0.60



# Main Street

Porcelain Stone®






- Ideal for commercial settings
- High Wet DCOF and low maintenance
- Cross-Sheen® finish for easy cleaning (available on UPS only)
- Crossville® recommends a grout joint of 3/16 to 1/4 inch

# Main Street

## Porcelain Stone®


### Colors




AV211 Cinema Champagne  
4% recycled content\*




AV212 Café Caramel  
4% recycled content\*



AV213 Bistro Brown  
20% recycled content\*



AV214 Gallery Grey  
20% recycled content\*




AV215 Boutique Black  
20% recycled content\*

\* This product contains  
pre-consumer recycled content.  
Percentage varies by color.

### Example Sizes (Available in all colors)



18 x 18




12 x 12



6 x 18



6 x 6



2 x 2 Mosaic\*

### Wet DCOF

(UPS) 0.58 – 0.68



AV211 Cinema Champagne 12 x 12 UPS

### Sizes & Finishes

Nominal (in)	Actual (in)	Thickness (in)	Finish
2 x 2 Mosaics*	11-13/16 x 11-13/16	3/8	UPS
6 x 6†	5-13/16 x 5-13/16	3/8	UPS
6 x 18†	5-13/16 x 17-13/16	3/8	UPS
12 x 12	11-13/16 x 11-13/16	3/8	UPS
18 x 18	17-13/16 x 17-13/16	3/8	UPS

\* 2 x 2 mosaic tile in 11-13/16 x 11-13/16 mounted sheets.

† The cut/bevel tile is cut from larger format tile and the edges are beveled to provide a factory appearance. Please allow two to eight weeks for delivery depending on Crossville's production schedule.

Crossville® recommends a grout joint of 3/16 to 1/4 inch.

Actual measurements stated in inches indicate tile is calibrated (non-rectified).

Actual measurements stated in mm indicate tile is rectified.

### Coordinating Trim (Available in all colors)

4 x 12 Single Bullnose	3-3/4 x 11-3/4	3/8	UPS
6 x 12 Cove Base	5-7/8 x 11-3/4	3/8	UPS



4 x 12 Single Bullnose



6 x 12 Cove Base (Universal, flat top)

### Recommended Use

Main Street is recommended for interior floors, walls, countertops, and exterior walls in both residential and commercial applications. Main Street is not recommended for exterior horizontal surfaces or exterior paving. If offset pattern is required for tiles 18 inches or longer, Crossville® recommends an offset of not greater than 33%. See [CrossvilleInc.com](http://CrossvilleInc.com) for detailed installation instructions.

### Wet Area Use for Mosaics

See Tile Performance Data chart.



Manoir

Porcelain Stone®





- Offered at a pleasingly attainable price point
- Sizes include 18 x 18, 12 x 12, 6 x 18, 6 x 12, 6 x 6, 3 x 6, and 2 x 2\* mesh mounted mosaics
- Cross-Sheen finish for easy cleaning (available in UPS only)
- Trim includes 4 x 12 single bullnose and 6 x 12 cove base with a universal flat top

# Manoir

## Porcelain Stone®

### Colors



AV251 White Plains



AV252 Belle Meade



AV253 Carnton



AV254 Hermitage



AV255 Belmont

### Example Sizes (Available in all colors)



18 x 18



12 x 12



6 x 18




6 x 12



6 x 6

3 x 6



2 x 2 Mosaic\*



AV252 Belle Meade 6 x 6 and AV253 Carnton 18 x 18

### Sizes & Finishes

Nominal (in)	Actual (in)	Thickness (in)	Finish
3 x 6	2-13/16 x 5-13/16	3/8	UPS
6 x 6	5-13/16 x 5-13/16	3/8	UPS
6 x 12	5-13/16 x 11-13/16	3/8	UPS
6 x 18	5-13/16 x 17-13/16	3/8	UPS
12 x 12	11-13/16 x 11-13/16	3/8	UPS
18 x 18	17-13/16 x 17-13/16	3/8	UPS

Crossville® recommends a grout joint of 3/16 to 1/4 inch.  
Actual measurements stated in inches indicate tile is calibrated (non-rectified).  
Actual measurements stated in mm indicate tile is rectified.

### Mosaics (Available in all colors)

2 x 2 Mosaics*	1-13/16 x 1-13/16*	3/8	UPS
----------------	--------------------	-----	-----

\* Mesh mounted on an 11-13/16 x 11-13/16 sheet.

### Coordinating Trim (Available in all colors)

4 x 12 Single Bullnose	3-3/4 x 11-3/4	3/8	UPS
6 x 12 Cove Base	5-7/8 x 11-3/4	3/8	UPS



4 x 12 Single Bullnose



6 x 12 Cove Base (Universal, flat top)

### Recommended Use

Manoir is recommended for interior floors, walls, countertops, and exterior walls in both residential and commercial applications. Manoir is not recommended for exterior horizontal surfaces or exterior paving. If offset pattern is required for tiles 18 inches or longer, Crossville® recommends an offset of not greater than 33%. See CrossvilleInc.com for detailed installation instructions.

### Wet Area Use for Mosaics

See Tile Performance Data chart.

**Wet DCOF**  
(UPS) **0.42 – 0.52**



Moonstruck  
Porcelain Stone®





- Visually replicated from the moons of our solar system
- Offered in five striking shades
- The first Crossville produced product in the 18 x 36 format
- Available in UPS or Honed Finish
- All field tile is **rectified** and modular with a minimum 3mm grout joint

# Moonstruck

## Porcelain Stone®

### Colors



AV301 Juno UPS/HON



AV302 Luna UPS/HON



AV303 Kosmos UPS/HON



AV304 Gemini UPS/HON



AV305 Apollo UPS/HON



AV303 Kosmos 18 x 36 UPS

### Sizes & Finishes

Nominal (in)	Actual (mm)	Thickness (mm)	Finish
12 x 24	297 x 597	10.5	UPS/HON
18 x 36	447 x 897	10.5	UPS/HON

Crossville recommends a grout joint of 3mm.  
Actual measurements stated in inches indicate tile is calibrated (non-rectified).  
Actual measurements stated in mm indicate tile is rectified.

### Example Sizes (Available in all colors)



18 x 36



12 x 24

### Coordinating Trim (Available in all colors)

4 x 24 Single Bullnose	96 x 597	10.5	UPS/HON
------------------------	----------	------	---------



4 x 24 Single Bullnose

### Recommended Use

Moonstruck is recommended for interior floors, walls, countertops, and exterior walls in both residential and commercial applications. Moonstruck is not recommended for exterior horizontal surfaces or exterior paving. The honed finish is not recommended for wet areas where standing water may occur. If offset pattern is required for tiles 18 inches or longer, Crossville® recommended an offset of not greater than 33%. See [CrossvilleInc.com](http://CrossvilleInc.com) for detailed installation instructions.

### Wet DCOF

(UPS) 0.50 – 0.60  
(HON) 0.42 – 0.52





NOW

Porcelain Stone®





- A superior alternative to natural stone
- Realistic colorations and texture in technical through-body porcelain
- Rectangular shapes in four sizes add design versatility
- Easy to maintain - no sealing or waxing


# NOW

## Porcelain Stone®

### Colors




Sand




Amber



Rust




Moss



Lead


### Example Sizes (Available in all colors)



12 x 24\*



6 x 24\*



18 x 18



3 x 12\*




6 x 6\*



3 x 6\*

### Coordinating Trim (Available in all colors)

Nominal (in)	Actual (in)	Thickness (in)	Finish
3 x 18 Single Bullnose	2-7/8 x 17-3/4	7/16	UP
6 x 12 Cove Base	5-7/8 x 11-3/4	7/16	UPS
6 x 8 Cove Base Corner Left & Right	5-7/8 x 7-3/4	7/16	UPS



3 x 18  
Single Bullnose



6 x 12 Cove Base  
(Universal, flat top)



6 x 8 Cove Base  
Corner Left



6 x 8 Cove Base  
Corner Right



Lead 6 x 6 and 12 x 24

### Sizes & Finishes

Nominal (in)	Actual (in)	Thickness (in)	Finish
3 x 6*	2-7/8 x 5-3/4	7/16	UP
3 x 12*	2-7/8 x 11-3/4	7/16	UP
6 x 6*	5-3/4 x 5-3/4	7/16	UP
6 x 24*	5-3/4 x 23-3/4	7/16	UP
12 x 24*	11-3/4 x 23-3/4	7/16	UP
18 x 18	17-3/4 x 17-3/4	7/16	UP

\* These sizes are cut down from larger tile resulting in one or more cut edges.

Crossville® recommends a grout joint of 3/16 to 1/4 inch.

Actual measurements stated in inches indicate tile is calibrated (non-rectified).

Actual measurements stated in mm indicate tile is rectified.

### Item Codes


Size	Sand	Amber	Rust	Moss	Lead
3 x 6	7A34	7A35	7A36	7A38	7A37
3 x 12	6BE2	6BE3	6BE4	6BE6	6BE5
6 x 6	5DB5	5DB6	5DB7	5DB9	5DB8
6 x 24	5C18	5C19	5C22	5C23	5C24
12 x 24	6Z26	6Z27	6Z28	6Z30	6Z29
18 x 18	4EF4	4EF5	4EF6	4EG2	4EF7
3 x 18 Single Bullnose	5A36	5A37	5A38	5A40	5A39
6 x 8 CB Corner Left	7B36/1PCL3689S	7B37/1PCL3689S	7B38/1PCL3689S	7B40/1PCL3689S	7B39/1PCL3689S
6 x 8 CB Corner Right	7B36/1PCR3689S	7B37/1PCR3689S	7B38/1PCR3689S	7B40/1PCR3689S	7B39/1PCR3689S
6 x 12 Cove Base	7B36.10612CB	7B37.10612CB	7B38.10612CB	7B40.10612CB	7B39.10612CB

### Recommended Use

NOW is recommended for interior floors and walls and exterior walls. NOW is not recommended for exterior horizontal surfaces or exterior paving. If offset pattern is required for tiles 18 inches or longer, Crossville® recommends an offset of not greater than 33%. See CrossvilleInc.com for detailed installation instructions.

### Wet DCOF

(UPS) **0.42 – 0.52**



Oceanaire  
Porcelain Stone®





- 18 x 36, 6 x 36, and 2 x 6 mosaics add to design versatility
- All sizes are rectified and modular with a minimum of 3mm grout joint
- Available in 5 compelling colors
- Cross-Sheen® finish for easy cleaning available on UPS only
- **Launching Spring 2016**

# Oceanaire

## Porcelain Stone®

### Colors (Available in UPS and HON - shown in UPS)



AV331 Ashore UPS



AV332 Current UPS



AV333 Hightide UPS



AV334 Waverunner UPS



AV335 Seamount UPS


### Example Sizes (Available in all colors)



12 x 24




18 x 36



24 x 24



6 x 36



2 x 6 Mosaic



AV331 Ashore 12 x 24 UPS

### Sizes & Finishes

Nominal (in)	Actual (mm)	Thickness (mm)	Finish
12 x 24	297 x 597	10.5	UPS/HON
24 x 24	597 x 597	10.5	UPS/HON
6 x 36	147 x 897	10.5	UPS/HON
18 x 36	447 x 897	10.5	UPS/HON
2 x 6* Mosaic	47 x 147	10.5	UPS/HON mixed

\*Mosaic mounted on 297 x 297 sheet.


Crossville recommends a grout joint of 3mm.

Actual measurements stated in inches indicate tile is calibrated (non-rectified).

Actual measurements stated in mm indicate tile is rectified.

### Coordinating Trim (Available in all colors)

4 x 24 Single Bullnose	96 x 597	10.5	UPS/HON
------------------------	----------	------	---------



4 x 24 Single Bullnose

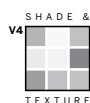
### Recommended Use

Oceanaire is recommended for interior floors, walls, countertops, and exterior walls in both residential and commercial applications. Oceanaire is not recommended for exterior horizontal surfaces or exterior paving. If offset pattern is required for tiles 18 inches or longer, Crossville® recommends an offset of not greater than 33%. See CrossvilleInc.com for detailed installation instructions.

### Wet DCOF

(UPS) **0.50 – 0.60**

(HON) **0.42 – 0.52**



Oceanaire

---

Porcelain Stone®





Ready to Wear  
Porcelain Stone®





# Ready to Wear

## Porcelain Stone®


- Patterned with classic warp and weft texture
- Eight smart-casual shades
- Has a minimum of 4% recycled content
- Offered in 2 x 6 and 12 x 24 sizes



AV317 Flannel Suit 12 x 24 UPS


### Colors

#### Cools



AV312 Hand in Glove AV314 Perfect Fit AV316 Smarty Pants AV317 Flannel Suit

#### Warms



AV311 Buttoned Up AV313 Off the Cuff AV315 Decked Out AV318 Hats Off

### Sizes & Finishes (Available in all colors)

Nominal (in)	Actual (in)	Thickness (in)	Finish
2 x 6	1-13/16 x 5-13/16	3/8	UPS
12 x 24	11-13/16 x 23-13/16	3/8	UPS

Crossville® recommends a grout joint of 3/16 to 1/4 inch.  
Actual measurements stated in inches indicate tile is calibrated (non-rectified).  
Actual measurements stated in mm indicate tile is rectified.

### Coordinating Trim (Available in all colors)

4 x 24 Single Bullnose	3-13/16 x 23-13/16	3/8	UPS
------------------------	--------------------	-----	-----



4 x 24 Single Bullnose

### Recommended Use

Ready to Wear is recommended for interior walls and floors and exterior walls in both commercial and residential applications. If offset pattern is required for tiles 18 inches or longer, Crossville® recommends an offset of not greater than 33%. See CrossvilleInc.com for detailed installation instructions.

### Example Sizes (Available in all colors)



12 x 24

2 x 6

**Wet DCOF**  
(UPS) **0.50 – 0.60**





# Reclamation

## Porcelain Stone®



# Reclamation

## Porcelain Stone®

- Created with digital production technology
- Cross-Sheen® finish for easy cleaning (available on UPS only)
- A mix of wood and concrete looks
- All sizes **rectified** and modular with a minimum 3mm grout joint



AV271 Cotton Exchange 12 x 24 UPS, and AV272 Etchings Tobacco 6 x 24 UPS

### Sizes & Finishes

Nominal (in)	Actual (mm)	Thickness (mm)	Finish
12 x 24	297 x 597	10.5	UPS
24 x 24	597 x 597	10.5	UPS

Nominal (in)	Actual (mm)	Thickness (mm)	Finish
6 x 24** Etchings	147 x 597	10.5	UPS

Note: All field tile is rectified and modular with a minimum 3mm grout joint.  
Actual measurements stated in inches indicate tile is calibrated (non-rectified).  
Actual measurements stated in mm indicate tile is rectified.

### Coordinating Trim (Available in all colors)

4 x 24 Single Bullnose	96 x 597	10.5	UPS
------------------------	----------	------	-----



4 x 24 Single Bullnose

### Recommended Use

Reclamation is recommended for interior floors, walls, countertops and exterior walls in both residential and commercial applications. If offset pattern is required for tiles 18 inches or longer, Crossville® recommends an offset of not greater than 33%. See CrossvilleInc.com for detailed installation instructions.

### Wet DCOF

(UPS) **0.50 – 0.60**

### Example Sizes (Field tile available in all 4 colors)



24 x 24




12 x 24

### Etchings (Accent tile available in all 4 colors\*)



AV271 Etchings Cotton 6 x 24\*



AV274 Etchings Steel 6 x 24\*



AV272 Etchings Tobacco 6 x 24\*



AV273 Etchings Whiskey 6 x 24\*

\* Examples shown are cut from 3 different large designs, resulting in a random visual. Individual pattern/graphics may not be specified.



# Reclamation

## Porcelain Stone®

### Colors



AV271 Etchings Cotton 6 x 24 UPS\*



AV271 Cotton Exchange UPS\*\*



AV272 Etchings Tobacco 6 x 24 UPS\*



AV272 Tobacco Road UPS\*\*



AV274 Etchings Steel 6 x 24 UPS\*



AV274 Steel City UPS\*\*



AV273 Etchings Whiskey 6 x 24 UPS\*



AV273 Whiskey Lullaby UPS\*\*

\*Examples shown are cut from 3 different large designs, resulting in a random visual. Individual pattern/graphics may not be specified.  
 \*\*This product is manufactured as 24 x 24, with a mix of wood and concrete looks. The 12 x 24 size is cut from the larger format therefore increasing the variation.



Retro Active  
Porcelain Stone®






- Popular plank shapes, including 24 inch length
- Multiple sizes for design versatility
- Cross-Sheen® finish for easy cleaning (available on UPS only)
- Ideal for minimalist looks

# Retro Active

## Porcelain Stone®

### Colors



RPW1 Pure White UPS



A215 Empress White PO/UPS



C370 Featherstone PO/UPS



C360 Maple Sugar PO/UPS



B210 Seabreeze PO/UPS



A870 Seal Taupe PO/UPS



B110 Antico Taupe PO/UPS



A890 Ebony PO/UPS

For more coordinating options please see Crossville® Mosaics and Cross-Colors® product series.

### Wet DCOF

(UPS) **0.50 – 0.60**  
(PO) **0.31 – 0.41**



RPW1 Pure White 4 x 12, 6 x 12, and MT200 Stainless Steel Satin 1 x 8

### Sizes & Finishes

Nominal (in)	Actual (in)	Thickness (in)	Finish
3 x 12*†	2-3/4 x 11-3/4	5/16	PO/UPS
3 x 24*†	2-3/4 x 23-3/4	5/16	PO/UPS
4 x 12*†	3-3/4 x 11-3/4	5/16	PO/UPS
4 x 24*†	3-3/4 x 23-3/4	5/16	PO/UPS
6 x 6*†	5-3/4 x 5-3/4	5/16	PO/UPS
6 x 12*†	5-3/4 x 11-3/4	5/16	PO/UPS
6 x 24*†	5-3/4 x 23-3/4	5/16	PO/UPS
12 x 24	11-3/4 x 23-3/4	5/16	PO/UPS

\* Custom cut program. Allow 2-4 weeks based on availability for delivery.  
† The cut/bevel tile is cut from larger format tile and the edges are beveled to provide a factory appearance. Crossville® recommends a grout joint of 3/16 to 1/4 inch.  
Actual measurements stated in inches indicate tile is calibrated (non-rectified).  
Actual measurements stated in mm indicate tile is rectified.

### Coordinating Trim (Available in all colors. UPS finish only except as noted)

4 x 12 Single Bullnose	3-3/4 x 11-3/4	5/16	PO/UPS
2 x 12 Cove Base	1-3/4 x 11-11/16	3/8	UPS
2 x 2 Cove Base Inside Corner	1-3/4 x 1-3/4	3/8	UPS
2 x 4 Cove Base Outside Corner	1-3/4 x 3-1/2	3/8	UPS



4 x 12 Single Bullnose (PO/UPS)



2 x 12 Cove Base



2 x 2 Inside Cove Base Corner



2 x 4 Outside Cove Base Corner

### Recommended Use

Retro Active is recommended for interior floors, walls, countertops and exterior walls in both residential and commercial applications. If offset pattern is required for tiles 18 inches or longer, Crossville® recommends an offset of not greater than 33%. See CrossvilleInc.com for detailed installation instructions.



Shades by Crossville®  
Porcelain Stone®





- Minimum 4% third-party certified pre-consumer recycled content
- Cross-Sheen® finish for easy cleaning (available on UPS only)
- Comprised of nine contemporary colors
- All field tile is **rectified** and modular with a minimum 3mm grout joint


# Shades by Crossville®

## Porcelain Stone®

### Example Sizes (Available in all colors)



24 x 24



12 x 24



6 x 24

### Recommended Use

Shades by Crossville® is recommended for interior floors, walls, countertops, and exterior walls in both residential and commercial applications. Shades by Crossville® is not recommended for exterior horizontal surfaces or exterior paving. **The honed (semi-polished) field tile is not recommended for wet areas where standing water may occur.** If offset pattern is required for tiles 18 inches or longer, Crossville® recommended an offset of not greater than 33%. See CrossvilleInc.com for detailed installation instructions.

### Wet Area Use for Mosaics

See Tile Performance Data chart.



SBC1/.10103HMOS Warm Grays

### Sizes & Finishes (Available in all colors)

Nominal (in)	Actual (mm)	Thickness (mm)	Finish
6 x 24	147 x 597	10.5	UPS/HON
12 x 24	297 x 597	10.5	UPS/HON
24 x 24	597 x 597	10.5	UPS/HON

Note: All field tile is rectified and modular with a minimum 3mm grout joint.  
Actual measurements stated in inches indicate tile is calibrated (non-rectified).  
Actual measurements stated in mm indicate tile is rectified.

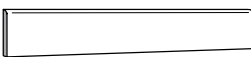
### Mosaics and Mosaic Border

1 x 3 Mosaics*	297 x 297	10.5	HON
1 x 3 Mosaic Border**	47 x 334.5	10.5	Metallic

\*1 x 3 honed mosaics mesh mounted in 11-7/8 x 11-7/8 sheets.  
\*\* Mounted on a 2 x 12 sheet. Globally sourced.

### Coordinating Trim (Available in all colors)

4 x 24 Single Bullnose	96 x 597	10.5	UPS/HON
6 x 12 Cove Base	150 x 297	10	UPS



4 x 24 Single Bullnose

HON (Honed finish) is semi-polished.



6 x 12 Cove Base (Universal, flat top)

### Wet DCOF


(UPS) 0.50 – 0.60  
(HON) 0.42 – 0.52



# Shades by Crossville®

## Porcelain Stone®

### Colors



AV241 Frost UPS/HON  
4% recycled content\*



AV242 Vapor UPS/HON  
4% recycled content\*



AV243 Fog UPS/HON  
4% recycled content\*



AV244 Mist UPS/HON  
4% recycled content\*



AV245 Clay UPS/HON  
20% recycled content\*




AV246 Ash UPS/HON  
20% recycled content\*



AV247 Haze UPS/HON  
20% recycled content\*




AV248 Thunder UPS/HON  
20% recycled content\*




AV249 Ink UPS/HON  
20% recycled content\*


### Mosaic blends available\*\*



SBC1/.10103HMOS Warm Grays  
(AV243, AV245, AV247)



SBC2/.10103HMOS Cool Grays  
(AV244, AV246, AV248)



SBC3/.10103HMOS Whites  
(AV241, AV242)

### 1 x 3 Mosaic Border\*\*\*



SBC1/.10212MT Luster



SBC2/.10212MT Shine

\*This product contains pre-consumer recycled content. Percentage varies by color.  
\*\*Honed finish only.  
\*\*\*Globally sourced.



Shades by Crossville®

Porcelain Stone®





SpeakEasy  
Porcelain Stone®





- Beautifully durable alternative to rustic barn wood
- Sizes include 6 x 36, 8 x 36, and 12 x 36
- All sizes **rectified** and modular with a minimum 3mm grout joint

# SpeakEasy

## Porcelain Stone®

### Colors



AV281 Sidecar



AV282 Zoot Suit



AV283 Sweet Georgia Brown



AV284 Silver Screen



AV285 Bank Roll

### Example Sizes



12 x 36



8 x 36



6 x 36

Wet DCOF

(UPS) 0.50 – 0.60



AV282 Zoot Suit 12 x 36  
Traditional Home Napa Valley Showhouse

### Sizes & Finishes (Available in all colors)

Nominal (in)	Actual (mm)	Thickness (mm)	Finish
6 x 36	147 x 897	10.5	UPS
8 x 36	197 x 897	10.5	UPS
12 x 36	297 x 897	10.5	UPS

Note: All field tile is rectified and modular with a minimum 3mm grout joint.  
Actual measurements stated in inches indicate tile is calibrated (non-rectified).  
Actual measurements stated in mm indicate tile is rectified.

### Coordinating Trim (Available in all colors)

6 x 18 Single Bullnose	147 x 447	10.5	UPS
------------------------	-----------	------	-----



6 x 18 Single Bullnose

### Recommended Use

SpeakEasy is recommended for interior floors, walls, countertops, and exterior walls in both residential and commercial applications. SpeakEasy is not recommended for exterior horizontal surfaces or exterior paving. If offset pattern is required for tiles 18 inches or longer, Crossville® recommends an offset of not greater than 33%. See CrossvilleInc.com for detailed installation instructions.

Wet DCOF

(UPS) 0.50 – 0.60



Structure™  
Porcelain Stone®



AV221 Gypsum 24 x 24 UPS, AV223 Shale 24 x 24 UPS, and AV224 Timber 24 x 24 UPS  
Photo courtesy of Ann Garrison - Hewitt/Garrison Photography  
UCSD Revelle Café  
Designer: Webb Design



- Contemporary collection is inspired by concrete and stone
- Minimum 4% third-party certified pre-consumer recycled content
- Cross-Sheen® finish for easy cleaning (available on UPS only)
- All sizes **rectified** and modular with a minimum 3mm grout joint

# Structure™

## Porcelain Stone®

### Colors



AV221 Gypsum  
4% recycled content




AV222 Sandstone  
4% recycled content



AV223 Shale  
20% recycled content



AV224 Timber  
20% recycled content



AV225 Basalt  
20% recycled content

\*This product contains pre-consumer recycled content. Percentage varies by color.




AV224 Timber 6 x 24, 12 x 24, and 24 x 24 UPS

### Example Sizes



24 x 24



12 x 24

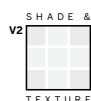


6 x 24



6 x 6

**Wet DCOF**  
(UPS) **0.50 – 0.60**



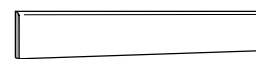
### Sizes & Finishes (Available in all colors)

Nominal (in)	Actual (mm)	Thickness (mm)	Finish
6 x 6	147 x 147	10.5	UPS
6 x 24	147 x 597	10.5	UPS
12 x 24	297 x 597	10.5	UPS
24 x 24	597 x 597	10.5	UPS

Note: All field tile is rectified and modular with a minimum 3mm grout joint. Actual measurements stated in inches indicate tile is calibrated (non-rectified). Actual measurements stated in mm indicate tile is rectified.

### Coordinating Trim (Available in all colors)

4 x 24 Single Bullnose	97 x 597	10.5	UPS
6 x 12 Cove Base	150 x 297	10	UPS



4 x 24 Single Bullnose



6 x 12 Cove Base  
(Universal, flat top)

### Recommended Use

Structure™ is recommended for interior floors, walls, countertops, and exterior walls in both residential and commercial applications. Structure is not recommended for exterior horizontal surfaces or exterior paving. If offset pattern is required for tiles 18 inches or longer, Crossville® recommends an offset of not greater than 33%. See CrossvilleInc.com for detailed installation instructions.

Cleaner. Greener. Smarter.





- Virtue  Protected by  
HYDROTECT™
- 
- Porcelain Stone®

12 x 24

6 x 6

6 x 6

3 y 6


3 x 6  
Picket

Mesh mounted on a  
297mm x 297mm sheet

Nominal (in)	Actual (mm)	Thickness (mm)	UHT Finish	SHT Finish†
3 x 6	72 x 147	10.5	AV261.10306UHT	AV261.10306SHT
3 x 6 Picket	72 x 146	10.5	AV261.136UHTPCK	AV261.136SHTPCK
6 x 6	147 x 147	10.5	AV261.10606UHT	AV261.10606SHT
6 x 24	147 x 597	10.5	AV261.10624UHT	AV261.10624SHT
12 x 12	297 x 297	10.5	AV261.11212UHT	AV261.11212SHT
12 x 24	297 x 597	10.5	AV261.11224UHT	AV261.11224SHT
24 x 24	597 x 597	10.5	AV261.12424UHT	AV261.12424SHT

2 x 2 Hex*	47 x 47	10.5	AV261.12UHTHEX	N/A
3 x 3 Square**	72 x 72	10.5	AV261.133UHTMOS	AV261.133SHTMOS

1-1/2 x 12 Chair Rail*	30 x 297	9.5	–	AV261.11.512CR
3 x 12 Crown Molding*	75 x 297	9.5	–	AV261.10312CM
6 x 12 Base Molding*	150 x 297	9.5	–	AV261.10612BM
4 x 24 Bullnose	96 x 597	10.5	AV261.1424BNUHT	AV261.1424BNSHT
2 x 12 Cove Base	45 x 297	10	AV261.10212CBHT	–
2 x 2 CB Inside Corner	45 x 45	10	AV261.12021SCHT	–
2 x 4 CB Outside Corner	45 x 89	10	AV261.12040SCHT	–



4 x 24  
Single  
Bullnose



2 x 12  
Cove  
Base



e

6 x 12  
Base  
Molding\*

Hydro



SHADE &

V2

TEXTURE



# Vista Americana

## Porcelain Stone®

- Moderately priced for today's competitive landscape
- Mosaics add design versatility and aesthetic appeal
- Cross-Sheen® finish for easy cleaning (available on UPS only)
- Crossville® recommends a grout joint of 3/16 to 1/4 inch



AV181 Dunes 12 x 12 and 2 x 2 Mosaics UPS

Colors




AV181 Dunes  
4% recycled content\*



AV182 Foothills  
4% recycled content\*



AV183 Plateau  
6% recycled content\*



AV184 Palisades  
20% recycled content\*

\*This product contains pre-consumer recycled content. Percentage varies by color.

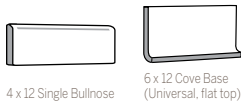
Sizes & Finishes (Available in all colors)

Nominal (in)	Actual (in)	Thickness (in)	Finish
2 x 2*	11-13/16 x 11-13/16	3/8	UPS
6 x 6†	5-13/16 x 5-13/16	3/8	UPS
6 x 18†	5-13/16 x 17-13/16	3/8	UPS
12 x 12	11-13/16 x 11-13/16	3/8	UPS
18 x 18	17-13/16 x 17-13/16	3/8	UPS

Crossville® recommends a grout joint of 3/16 to 1/4 inch.  
\* 2 x 2 mosaic tile in 11-13/16 x 11-13/16 mounted sheets.  
† These sizes are cut down from larger tile resulting in one or more cut edges.  
Actual measurements stated in inches indicate tile is calibrated (non-rectified).  
Actual measurements stated in mm indicate tile is rectified.

Coordinating Trim (Available in all colors)

4 x 12 Single Bullnose	3-3/4 x 11-3/4	3/8	UPS
6 x 12 Cove Base	5-3/4 x 11-3/4	3/8	UPS



Recommended Use

Vista Americana is recommended for interior floors, walls, countertops and exterior walls in both residential and commercial applications. If offset pattern is required for tiles 18 inches or longer, Crossville® recommends an offset of not greater than 33%. See CrossvilleInc.com for detailed installation instructions.

Wet Area Use for Mosaics

See Tile Performance Data chart.


Example Sizes (Available in all colors)



18 x 18



12 x 12



2 x 2 Mosaic



6 x 6



6 x 18

Wet DCOF

(UPS) 0.50 – 0.60





Wood Impressions

Porcelain Stone®



# Wood Impressions

## Porcelain Stone®

- Beautifully durable alternative to wood
- Variety of plank sizes add design versatility
- Cross-Sheen® finish for easy cleaning available on UPS only
- All field tile is **rectified** and modular with a minimum 3mm grout joint



AV195 Brazilian Cherry 6 x 6, 6 x 12, and 3 x 18 UPS

### Sizes & Finishes (Available in all colors)

Nominal (in)	Actual (mm)	Thickness (mm)	Finish
3 x 3 Mosaics*	72 x 72	10.5	UPS
3 x 18	72 x 447	10.5	UPS
6 x 6	147 x 147	10.5	UPS
6 x 12	147 x 297	10.5	UPS
6 x 18	147 x 447	10.5	UPS
6 x 36	147 x 897	10.5	UPS

Note: All field tile is rectified and modular with a minimum 3mm grout joint.  
 \*297mm x 297mm mounted sheets.  
 Actual measurements stated in inches indicate tile is calibrated (non-rectified).  
 Actual measurements stated in mm indicate tile is rectified.

### Coordinating Trim (Available in all colors)

3 x 18 Single Bullnose	72 x 447	10.5	UPS
------------------------	----------	------	-----



3 x 18 Single Bullnose

### Recommended Use

Wood Impressions is recommended for interior floors, walls, countertops and exterior walls in both residential and commercial applications. If offset pattern is required for tiles 18 inches or longer, Crossville® recommends an offset of not greater than 33%. See CrossvilleInc.com for detailed installation instructions.

### Wet Area Use for Mosaics

See Tile Performance Data chart.

### Colors



AV191 Willow



AV192 Birch



AV193 Barnwood Gray



AV194 Gunstock




AV195 Brazilian Cherry



AV196 Black Walnut

### Example Sizes (Available in all colors)





**Wet DCOF**  
 (UPS) **0.42 – 0.52**





# Porcelain Stone<sup>®</sup>


is a most advantageous  
solution for your  
design needs.











---

## Natural Stone

---

MODERN MYTHOLOGY  
YIN + YANG



# Modern Mythology

## Natural Stone

- The incomparable beauty of natural stone
- Stunning array of stones including onyx, slate, quartz, and marble
- Intricate designs inspired by ancient architecture



S005 Electra Single Stone Mosaic 12 x 12 and S005 Electra Olive Border 6 x 12

### Sizes (Available in all colors)

	Nominal (in)	Actual (in)	Thickness (in)
All Mosaics*	12 x 12	12 x 12	3/8
Random Mosaics*	12 x 12	9-3/4 x 13-1/2	3/8
2 Inch Hexagon*	12 x 12	11-15/16 x 12-1/16	3/8
Rosette	6 x 6	6 x 6	3/8
6 Inch Border	6 x 12	6 x 12	3/8
2 Inch Border	2 x 12	2 x 12	3/8
Half Round	1 x 12	3/4 x 12	3/4
Chair Rail	2 x 12	1-7/8 x 12	1

\*Mesh Mounted. Grout joint varies by series.  
Actual measurements stated in inches indicate tile is calibrated (non-rectified).  
Actual measurements stated in mm indicate tile is rectified.

### Recommended Use

Modern Mythology stone is recommended for interior and exterior walls. It is recommended for dry interior floors with the exception of the split stone mosaics, chair rails, and half rounds. Modern Mythology is not suitable for the lining of pools, fountains, or spas.

### Care and Maintenance

For complete care and maintenance information of stone products, the Marble Institute of America provides extensive information on their website, [marbleinstitute.com/consumers/care.cfm](http://marbleinstitute.com/consumers/care.cfm).  
Phone (440) 250-9222.

Significant variation is part of the inherent beauty of natural stone. Expect a wide range in color and pattern. Inspect tile upon delivery and for best results, blend tile from several cartons during installation.



# Modern Mythology

## Natural Stone

### Minotaur (polished marble with mix of accent stone)



S001/.10606ROL  
6 x 6 Olive Rosette



S001/.10612BOL  
6 x 12 Olive Border



S001/.10212BOL  
2 x 12 Olive Border



S001/.10606RBR  
6 x 6 Braid Rosette



S001/.10612BBR  
6 x 12 Braid Border



S001/.10212BBR  
2 x 12 Braid Border



S001/.10204BR  
2 x 4 Brick Mosaic



S001/.11212SSM  
12 x 12 Single Stone Mosaic



S001/.10212CR  
2 x 12 Chair Rail



S001/.10112HR  
1 x 12 Half Round

### Unicorn (polished marble with mix of accent stone)



S002/.10606RFL  
6 x 6 Flower Rosette



S002/.10612BFL  
6 x 12 Flower Border



S002/.10212BFL  
2 x 12 Flower Border



S002/.10204BR  
2 x 4 Brick Mosaic



S002/.11212SSM  
12 x 12 Single Stone Mosaic



S002/.10212CR  
2 x 12 Chair Rail



S002/.10112HR  
1 x 12 Half Round

# Modern Mythology

## Natural Stone

**Pegasus** (polished onyx with mix of accent stone)



S003/.10606RBR  
6 x 6 Braid Rosette



S003/.10612BBR  
6 x 12 Braid Border



S003/.10212BBR  
2 x 12 Braid Border



S003/.10606RFL  
6 x 6 Flower Rosette



S003/.10612BFL  
6 x 12 Flower Border



S003/.10212BFL  
2 x 12 Flower Border



S003/.10204BR  
2 x 4 Brick Mosaic



S003/.11212SSM  
12 x 12 Single Stone Mosaic



S003/.10212CR  
2 x 12 Chair Rail



S003/.10112HR  
1 x 12 Half Round

**Muse** (polished marble with mix of accent stone)



S004/.10606RFL  
6 x 6 Flower Rosette



S004/.10612BFL  
6 x 12 Flower Border



S004/.10212BFL  
2 x 12 Flower Border



S004/.10204BR  
2 x 4 Brick Mosaic



S004/.11212SSM  
12 x 12 Single Stone Mosaic



S004/.10212CR  
2 x 12 Chair Rail



S004/.10112HR  
1 x 12 Half Round



# Modern Mythology

## Natural Stone

### Electra (polished onyx with mix of travertine accent stone)



S005/.10606ROL  
6 x 6 Olive Rosette




S005/.10612BOL  
6 x 12 Olive Border



S005/.10212BOL  
2 x 12 Olive Border



S005/.10204BR  
2 x 4 Brick Mosaic



S005/.11212SSM  
12 x 12 Single Stone Mosaic



S005/.10212CR  
2 x 12 Chair Rail



S005/.10112HR  
1 x 12 Half Round

### Siren (natural finish quartz with mix of accent stone)



S006/.10606RBR  
6 x 6 Braid Rosette



S006/.10612BBR  
6 x 12 Braid Border



S006/.10212BBR  
2 x 12 Braid Border



S006/.10204BR  
2 x 4 Brick Mosaic



S006/.11212SSM  
12 x 12 Single Stone Mosaic



S006/.10212CR  
2 x 12 Chair Rail



S006/.10112HR  
1 x 12 Half Round

# Modern Mythology

## Natural Stone

**Triton** (polished marble with mix of accent stone)



S007/.10606RFL  
6 x 6 Flower Rosette



S007/.10612BFL  
6 x 12 Flower Border



S007/.10212BFL  
2 x 12 Flower Border



S007/.10204BR  
2 x 4 Brick Mosaic



S007/.11212SSM  
12 x 12 Single Stone Mosaic



S007/.10212CR  
2 x 12 Chair Rail



S007/.10112HR  
1 x 12 Half Round

**Centaur** (natural finish slate with mix of accent stone)



S008/.10606RBR  
6 x 6 Braid Rosette



S008/.10612BBR  
6 x 12 Braid Border



S008/.10212BBR  
2 x 12 Braid Border



S008/.10204BR  
2 x 4 Brick Mosaic



S008/.10202MOS  
2 x 2 Square Mosaic



S008/.11212MOS  
Random Mosaic



# Modern Mythology

## Natural Stone

### Oracle (natural finish quartz with mix of accent stone)



S009/.10606RBR  
6 x 6 Braid Rosette



S009/.10612BBR  
6 x 12 Braid Border



S009/.10212BBR  
2 x 12 Braid Border



S009/.10204BR  
2 x 4 Brick Mosaic



S009/.10202MOS  
2 x 2 Square Mosaic



S009/.11212MOS  
Random Mosaic

### Phoenix (polished mix stone)



S010/.11212BSM1  
12 x 12 Mixed Stone Mosaic



S010/.11212BSM2  
12 x 12 Mixed Stone Mosaic



S010/.11212BSM3  
12 x 12 Mixed Stone Mosaic



S010/.11212BSM4  
12 x 12 Mixed Stone Mosaic



S010/.11212BSM5  
12 x 12 Mixed Stone Mosaic



S010/.11212BSM6  
12 x 12 Mixed Stone Mosaic



# Modern Mythology

## Natural Stone

### Labyrinth




S011/.11212SP2  
12 x 12 Split Mosaic



S011/.11212SP4  
12 x 12 Split Mosaic



S011/.11212SP6  
12 x 12 Split Mosaic



S011/.11212SP7  
12 x 12 Split Mosaic



S011/.11212SPGR  
12 x 12 Split Mosaic

### Griffin




S011/.11212SS2  
12 x 12 Solid Split Mosaic



S011/.11212SS4  
12 x 12 Solid Split Mosaic



S011/.11212SS6  
12 x 12 Solid Split Mosaic



S011/.11212SS7  
12 x 12 Solid Split Mosaic



S011/.11212SSGR  
12 x 12 Solid Split Mosaic



# Modern Mythology

## Natural Stone

### Statuary White – polished marble (coordinates with Unicorn decorative trim)



S002/.10101MOS  
1 x 1 Mosaic



S002/.10202HEX  
2 x 2 Hexagon

### Plato Golden – polished marble (coordinates with Muse decorative trim)



S004/.10101MOS  
1 x 1 Mosaic



S004/.10202HEX  
2 x 2 Hexagon

### Crema Marfil – polished marble



S012/.10101MOS  
1 x 1 Mosaic



S012/.10202HEX  
2 x 2 Hexagon



S012/.10212CR  
2 x 12 Chair Rail



S012/.10112HR  
1 x 12 Half Round

### Emperador Light – polished marble



S013/.10101MOS  
1 x 1 Mosaic



S013/.10202HEX  
2 x 2 Hexagon



S013/.10212CR  
2 x 12 Chair Rail



S013/.10112HR  
1 x 12 Half Round

### Quartz (coordinates with Oracle decorative trim)



S009/.10101MOS  
1 x 1 Mosaic



S009/.10202HEX  
2 x 2 Hexagon

### Slate (coordinates with Centaur decorative trim)



S008/.10101MOS  
1 x 1 Mosaic



S008/.10202HEX  
2 x 2 Hexagon

### Negro Oriental – polished marble (coordinates with Minotaur decorative trim)



S001/.10101MOS  
1 x 1 Mosaic



S001/.10202HEX  
2 x 2 Hexagon



Yin + Yang  
Natural Stone





- Natural stone tile in modular, mosaic shapes and sizes
- Well-balanced stone shades to harmonize with decor
- Versatile options for interior walls, floors and outdoor vertical surfaces

Yin + Yang

Natural Stone

Colors



YY04 Black Dragon  
(polished finish)



YY03 Snow Flower  
(polished finish)



YY01 Bonsai  
(natural finish)



YY02 Silk Fan  
(polished finish)



YY07 Moon Gate  
(natural finish)



YY05 Koi Pond  
(natural finish)



YY06 Lotus Blossom  
(natural finish)



YY08 Tea Garden  
(polished finish)

**Sizes**
 (available in all colors)

Description	Nominal (in)	Actual (mm)	Thickness (mm)
1 x 3 Herringbone*	13 x 13	332.21 x 332.21	10
1-1/2 x 6-1/2 Brick**	1-1/2 x 6-1/2	41 x 170	10
1/2 x 1/2 Mosaic*	12 x 12	299 x 299	10
1 x 3 Elongated Hex*	8-3/4 x 11-1/2	223.52 x 294	10
1/2 x 1-1/2 Stacked Mosaic*	12 x 12	299 x 299	10
3 x 12 Plank**	3 x 12	84 x 299	10
Linear Mosaic**	11-1/2 x 11-3/4	298 x 295	10

\* Mesh mounted  
 \*\* Sold as loose pieces  
 † Linear Mosaic consists of 15 x 98, 23 x 148, and 38 x 148 tiles

**Recommended Use**

Yin + Yang natural stone is recommended for interior and exterior walls. It is recommended for interior floors except where standing water may occur. Yin + Yang is not suitable for the lining of pools, fountains, or spas.

This natural stone displays a wide variation in colors. Please refer to CrossvilleInc.com for photos. Always work from at least four cartons to ensure optimum installation.

**Care and Maintenance**

For complete care and maintenance information of stone products, the Marble Institute of America provides extensive information on their website, [marbleinstitute.com/consumers/care.cfm](http://marbleinstitute.com/consumers/care.cfm). Phone (440) 250-9222.




# Yin + Yang

## Natural Stone


### Black Dragon



YY04/.1.5.5MOS  
Mosaic 1/2 x 1/2



YY04/.10103HEX  
Elongated Hex 1 x 3



YY04/.10103HB  
Herringbone 1 x 3



YY04/.1.51.5MOS  
Stacked Mosaic 1/2 x 1-1/2



YY04/.1MIXMOS  
Linear Mosaic



YY04/.11.56.5BR  
Brick 1-1/2 x 6-1/2 \*\*



YY04/.10312PLK  
Plank 3 x 12 \*\*


### Snow Flower



YY03/.1.5.5MOS  
Mosaic 1/2 x 1/2



YY03/.10103HEX  
Elongated Hex 1 x 3



YY03/.10103HB  
Herringbone 1 x 3



YY03/.1.51.5MOS  
Stacked Mosaic 1/2 x 1-1/2



YY03/.1MIXMOS  
Linear Mosaic



YY03/.11.56.5BR  
Brick 1-1/2 x 6-1/2 \*\*



YY03/.10312PLK  
Plank 3 x 12 \*\*

\*\* Sold as loose pieces  
Shown in multiple  
pieces to show variation

\* Please note that the various tile planks and mosaics in the Yin + Yang series are modular with each other however; the facial dimensions and thickness of cut stone tiles can vary. These irregularities are what gives stone tiles and mosaics their handmade appearance. As such, very narrow grout joints and precise alignment of the field tiles may be difficult to achieve.



# Yin + Yang

## Natural Stone

### Koi Pond



YY05/.1.5.5MOS  
Mosaic 1/2 x 1/2



YY05/.10103HEX  
Elongated Hex 1 x 3



YY05/.10103HB  
Herringbone 1 x 3



YY05/.1.51.5MOS  
Stacked Mosaic 1/2 x 1-1/2



YY05/.1MIXMOS  
Linear Mosaic




YY05/.11.56.5BR  
Brick 1-1/2 x 6-1/2 \*\*



YY05/.10312PLK  
Plank 3 x 12 \*\*

Koi Pond displays a wide variation in colors. Please refer to [CrossvilleInc.com](http://CrossvilleInc.com) for photos. Always work from at least four cartons to ensure optimum installation.

### Moon Gate



YY07/.1.5.5MOS  
Mosaic 1/2 x 1/2



YY07/.10103HEX  
Elongated Hex 1 x 3



YY07/.10103HB  
Herringbone 1 x 3



YY07/.1.51.5MOS  
Stacked Mosaic 1/2 x 1-1/2



YY07/.1MIXMOS  
Linear Mosaic



YY07/.11.56.5BR  
Brick 1-1/2 x 6-1/2 \*\*



YY07/.10312PLK  
Plank 3 x 12 \*\*

\*\* Sold as loose pieces  
Shown in multiple  
pieces to show variation

\* Please note that the various tile planks and mosaics in the Yin + Yang series are modular with each other however; the facial dimensions and thickness of cut stone tiles can vary. These irregularities are what gives stone tiles and mosaics their handmade appearance. As such, very narrow grout joints and precise alignment of the field tiles may be difficult to achieve.

# Yin + Yang

## Natural Stone

### Bonsai



YY01/.1.5.5MOS  
Mosaic 1/2 x 1/2



YY01/.10103HEX  
Elongated Hex 1 x 3



YY01/.10103HB  
Herringbone 1 x 3



YY01/.1.51.5MOS  
Stacked Mosaic 1/2 x 1-1/2



YY01/.1MIXMOS  
Linear Mosaic



YY01/.11.56.5BR  
Brick 1-1/2 x 6-1/2 \*\*




YY01/.10312PLK  
Plank 3 x 12 \*\*

### Silk Fan



YY02/.1.5.5MOS  
Mosaic 1/2 x 1/2



YY02/.10103HEX  
Elongated Hex 1 x 3



YY02/.10103HB  
Herringbone 1 x 3



YY02/.1.51.5MOS  
Stacked Mosaic 1/2 x 1-1/2



YY02/.1MIXMOS  
Linear Mosaic



YY02/.11.56.5BR  
Brick 1-1/2 x 6-1/2 \*\*



YY02/.10312PLK  
Plank 3 x 12 \*\*

\*\* Sold as loose pieces  
Shown in multiple  
pieces to show variation

\* Please note that the various tile planks and mosaics in the Yin + Yang series are modular with each other however; the facial dimensions and thickness of cut stone tiles can vary. These irregularities are what gives stone tiles and mosaics their handmade appearance. As such, very narrow grout joints and precise alignment of the field tiles may be difficult to achieve.



# Yin + Yang

## Natural Stone

### Lotus Blossom



YY06/.1.5.MOS  
Mosaic 1/2 x 1/2



YY06/.10103HEX  
Elongated Hex 1 x 3




YY06/.10103HB  
Herringbone 1 x 3



YY06/.1.51.5MOS  
Stacked Mosaic 1/2 x 1-1/2



YY06/.1MIXMOS  
Linear Mosaic




YY06/.11.56.5BR  
Brick 1-1/2 x 6-1/2 \*\*




YY06/.10312PLK  
Plank 3 x 12 \*\*

Lotus Blossom displays a wide variation in colors. Please refer to [CrossvilleInc.com](http://CrossvilleInc.com) for photos.  
Always work from at least four cartons to ensure optimum installation.

### Tea Garden



YY08/.1.5.MOS  
Mosaic 1/2 x 1/2



YY08/.10103HEX  
Elongated Hex 1 x 3




YY08/.10103HB  
Herringbone 1 x 3



YY08/.1.51.5MOS  
Stacked Mosaic 1/2 x 1-1/2



YY08/.1MIXMOS  
Linear Mosaic



YY08/.11.56.5BR  
Brick 1-1/2 x 6-1/2 \*\*



YY08/.10312PLK  
Plank 3 x 12 \*\*

\*\* Sold as loose pieces  
Shown in multiple  
pieces to show variation

\* Please note that the various tile planks and mosaics in the Yin + Yang series are modular with each other however; the facial dimensions and thickness of cut stone tiles can vary. These irregularities are what gives stone tiles and mosaics their handmade appearance. As such, very narrow grout joints and precise alignment of the field tiles may be difficult to achieve.


# Yin + Yang

## Natural Stone





Inspired by geology  
from marble to slate  
**Natural Stone**  
is gorgeous in your  
environment.








Sideview Glass – SV02 Silver 3 x 3 Mosaic Polished finish and 3 x 12 Accent Bar Mixed finish  
Reclamation – AV271 Cotton Exchange 12 x 24 and Etchings Cotton 6 x 24 UPS finish





---

## Design Solutions™

---

BRILLIANTE GLASS  
COLOR BY NUMBERS®  
EBB & FLOW  
GLASS BLOX®  
GROOVE GLASS  
MIXOLOGY®  
ORIGINS GLASS®  
SAVOY™  
SIDEVIEW GLASS  
STAINLESS STEEL  
URBAN RENEWAL

# Brilliante Glass

## Design Solutions™

- Available in 3 x 3 Accent Dots, 1 x 6 Liner Bars, and 2 x 8 Crystal Mosaic Borders
- With their translucent appearance, incorporate the look of natural elements – water, air, and sky



IG20 Clear Sparkle 2 x 8 Crystal Mosaic Border and IG22 Aquamarine 2 x 8 Crystal Mosaic Border


**Sizes** (Available in all colors)

Description	Nominal (in)	Actual (in)	Thickness (in)
Accent Dot	3 x 3	2-7/8 x 2-7/8	1/4
Border	2 x 8	1-1/2 x 7-7/8	1/4
Liner Bar	1 x 6	3/4 x 5-7/8	1/4


**Recommended Use**

Brilliante Glass is recommended for interior and exterior walls only in wet or dry locations.

**Example Sizes**



3 x 3




2 x 8 Border



1 x 6 Liner Bar



### Colors



IG19 Black Diamond



IG18 Pewter



IG20 Clear Sparkle



IG25 Serpentine



IG16 Emerald



IG17 Turquoise



IG23 Jade



IG22 Aquamarine



IG15 Sapphire



IG14 Moonstone



IG21 Blue Topaz



IG24 Amethyst



IG26 Alexandrite



IG13 Garnet



IG12 Ruby



IG10 Topaz



IG11 Quartzite



IG22 Aquamarine Liner Bar



IG22 Aquamarine Crystal Mosaic Border

# Brilliante Glass

Design Solutions™




Brilliante Glass – IG18 Pewter, IG25 Serpentine, IG10 Topaz, IG26 Alexandrite, IG17 Turquoise, IG20 Clear Sparkle 3 x 3  
Floor: Buenos Aires Mood® – VS152 Pampa 12 x 12 UP







Neutral Colors (available in Gloss/Satin)\*



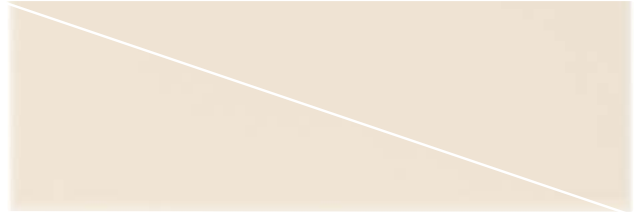
WT01 One of a Kind



WT02 Tea For Two




WT03 Three Hour Tour




WT17 Edge of Seventeen



WT18 1812 Overture



WT06 Sixth Sense / Coordinates with Color Blox A1103 Slinky




WT07 Seventh Inning Stretch / Coordinates with Color Blox A1108 Sea Otter



WT08 Eight Days a Week / Coordinates with Color Blox A1118 Chocolate Candy



WT09 Nine Lives / Coordinates with Color Blox A1113 Blue Suede Shoes



WT10 A Perfect Ten / Coordinates with Color Blox A1117 I See the Moon

\* Cove Base has an unglazed flat top.



# Color By Numbers®

## Design Solutions™


### Brights (available in Gloss only)



WT11 Eleventh Hour




WT13 Lucky Thirteen



WT19 19th Hole



WT14 Carbon-14



WT16 Sixteen Candles



WT20 20/20 Vision

## THE COLOR STORY

Part of a complete design solution, Color By Numbers® wall tile was created to work in tandem with other elements in your design scheme. Within the Color By Numbers wall tile palette are six colors created to correspond with bestsellers from the popular Crossville® Color Blox floor tile collection. To further expand your design possibilities, Crossville is pleased to join with Benjamin Moore® to offer paint selected with Color By Numbers in mind.

For more information visit

[CrossvilleInc.com/colorbynumberspaint](http://CrossvilleInc.com/colorbynumberspaint).



Printed colors can only approximate the color of a coated paint chip. For true color accuracy, please use actual Benjamin Moore® Aura® paint chips when making a color selection. © 2011 Benjamin Moore & Co. Benjamin Moore, Aura and the triangle "M" symbol are registered trademarks, licensed to Benjamin Moore & Co.



Color By Numbers WT09 Nine Lives Gloss & Satin



Color Blox A1113 Blue Suede Shoes



Color By Numbers WTL1/.1.512 White/Black Listello

### Listellos



WTL1/.1.512 White/Black



WTL2/.1.512 Brown/Cream



WTL3/.1.512 Gray/Aqua



WTL4/.1.512 Red/Maroon



WTL5/.1.512 Yellow/Green



WTL6/.1.512 Blue/Aqua

# Color By Numbers®

Design Solutions™

- 16 picture perfect hues
- Minimum of 4% recycled content
- Bullnose and Cove Base trim available
- 6 glass listello options to add variety to design



WT03 Three Hour Tour 4 x 8 Satin, WT16 Sixteen Candles 4 x 8 Gloss, and WT10 A Perfect Ten 4 x 8 Satin

## Sizes (See available size/color/finish below)

Nominal (in)	Actual (in)	Thickness (in)
4 x 8	3-15/16 x 7-7/8	1/4
8 x 8	7-7/8 x 7-7/8	1/4
4 x 12	3-15/16 x 11-13/16	1/4

Crossville® recommends a minimum 1/16 inch grout joint.  
Actual measurements stated in inches indicate tile is calibrated (non-rectified).  
Actual measurements stated in mm indicate tile is rectified.

## Color, Finishes, and Sizes

Color	Finish		4 x 8	4 x 12	8 x 8	Cove Base & Corners	Single Bullnose & Corners
	Gloss	Satin					
WT01	✓	✓	✓	✓	✓	✓	✓
WT02	✓	✓	✓	✓	✓	✓	✓
WT03	✓	✓	✓	✓	✓	✓	✓
WT06	✓	✓	✓	✓		✓	✓
WT07	✓	✓	✓	✓		✓	✓
WT08	✓	✓	✓	✓		✓	✓
WT09	✓	✓	✓	✓		✓	✓
WT10	✓	✓	✓	✓		✓	✓
WT11	✓		✓				
WT13	✓		✓				
WT14	✓		✓				
WT16	✓		✓				
WT17	✓	✓	✓	✓		✓	✓
WT18	✓	✓	✓	✓		✓	✓
WT19	✓		✓				
WT20	✓		✓				

## Example Sizes



8 x 8

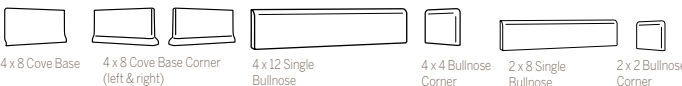
4 x 8

4 x 12

## Coordinating Trim (see chart for availability)

Nominal (in)	Actual (in)	Thickness (in)
2 x 8 Single Bullnose	2-3/16 x 7-7/8	1/4
4 x 12 Single Bullnose	3-15/16 x 11-13/16	1/4
2 x 2 Bullnose Corner	2-3/16 x 2-3/16	1/4
4 x 4 Bullnose Corner	3-15/16 x 3-15/16	1/4
4 x 8 Cove Base*	3-15/16 x 7-7/8	1/4
4 x 8 Cove Base Corner Left & Right*	3-15/16 x 7-7/8	1/4
1/2 x 12 Listello	7/16 x 11-11/16	1/4

\* Cove Base has an unglazed flat top.



## Recommended Use

Color By Numbers® tile is recommended for interior vertical surfaces in residential and light commercial applications.

\*Third-party certification provided by BRTUV Avaliações de Qualidade S.A.





Ebb & Flow  
Design Solutions™



# Ebb & Flow

## Design Solutions™

- Harmonic blending of glass and natural stone
- Variety of shapes and sizes
- Inspired by nature
- Select Yin + Yang products to coordinate with select Ebb & Flow




EF03 Flora and Fauna Linear Mosaics

### Sizes (shown in EF07)



1/2 x 1/2 Mosaic



1/2 x 3 Stacked Mosaic



Linear Mosaic

### Sizes (Available in all colors)

Description	Actual (in)	Thickness (in)
1/2 x 1/2 Mosaic*	9/16 x 9/16	1/4
1/2 x 3 Stacked Mosaic*	9/16 x 2-7/8	1/4
Linear Mosaic**		
1/2 x 2	9/16 x 1-7/8	1/4
1/2 x 4	9/16 x 3-7/8	1/4
1/2 x 6	9/16 x 5-7/8	1/4

1/8 inch grout joint on all mosaic sheets  
 \*Actual size of mounted sheet is 11-3/4 x 11-3/4  
 \*\* Actual size of mounted sheet is 11-3/4 x 13

### Recommended Use




























Crossville's Ebb & Flow mosaics can be used for interior walls and covered exterior wall applications. In wall applications exposed to regular moisture (such as shower walls) the application of a penetrating sealer, such as Miracle 511 Impregnator, is required. Typically two coats are needed depending on the porosity of the stone. **DO NOT ALLOW THE SEALER TO DRY ON THE FACE OF THE GLASS PIECES.** The glass tile is non-absorbent. Following the sealer application, thoroughly wipe down the mosaics with a dry terry cloth towel or micro fiber cloth, turning the cloth frequently to ensure complete removal of the sealer from the glass tile portion of the mosaic. Crossville® does not recommend the use of Ebb & Flow in water applications such as pool liners, fountains, and spas.

Acceptable substrates include cement back units and/or concrete masonry block; gypsum wallboard can be used for dry interior walls only. Cement mortar beds are acceptable after a minimum 10-day cure time.

Significant variation is part of the inherent beauty of natural stone. Expect a wide range in color and pattern. Inspect tile upon delivery and for best results, blend tile from several cartons during installation.



### Colors

	EF01 Snow and Ice	EF02 Moon and Stars	EF03 Flora and Fauna	EF04 Sand and Surf	EF05 Rocks and Minerals
1/2 x 1/2 Mosaics					
	EF01/.15.5MOS	EF02/.15.5MOS	EF03/.15.5MOS	EF04/.15.5MOS	EF05/.15.5MOS
1/2 x 3 Stacked Mosaics					
	EF01/.1503MOS	EF02/.1503MOS	EF03/.1503MOS	EF04/.1503MOS	EF05/.1503MOS
Linear Mosaics					
	EF01/.1MIXMOS	EF02/.1MIXMOS	EF03/.1MIXMOS	EF04/.1MIXMOS	EF05/.1MIXMOS
	EF06 Wind and Rain	EF07 Sticks and Stones	EF08 Dusk and Dawn	EF09 Cinders and Smoke	
1/2 x 1/2 Mosaics					
	EF06/.15.5MOS	EF07/.15.5MOS	EF08/.15.5MOS	EF09/.15.5MOS	
1/2 x 3 Stacked Mosaics					
	EF06/.1503MOS	EF07/.1503MOS	EF08/.1503MOS	EF09/.1503MOS	
Linear Mosaics					
	EF06/.1MIXMOS	EF07/.1MIXMOS	EF08/.1MIXMOS	EF09/.1MIXMOS	







- 44 colors in groupings of three shades
- Solid colors available in 1 x 1, 1/2 x 6, 2 x 4, 4 x 4, and 1/2 x 2
- Blended colors are available in 1 x 1 and 1/2 x 2
- Custom Blends are available upon request

# Glass Blox®

## Design Solutions™


### Bright Solids (1 x 1 mounted on 12 x 12 sheets)



G057 Sunrise




G058 Rose Aura



G107 Sherry




G020 Glacier



G022 Aegean



G024 Sapphire



G053 Orange Sizzle



G059 Flame



G060 Dazzle Red



G019 Clear Sky



G014 South Sea



G016 Mermaid



G038 Lilac Dew




G039 Amethyst



G054 Grape Sparkle



G007 Aqua Gleam



G010 Jade Lustre



G012 Vivid Teal



G026 Angel Fish



G027 Blue Grotto



G040 Purple Zing



G001 Lime Shimmer



G004 Green Glow



G005 Glisten Green



G062 Lemon Zest



G065 Citrine




G066 Sunshine


### Neutral Solids (1 x 1 mounted on 12 x 12 sheets)



G080 Dewdrop



G082 Olive Mist



G083 Deep Sea




G088 Champagne




G044 Honey



G046 Iced Tea



G074 Blue Haze




G076 Ocean Air




G077 North Sea



G068 Dusk



G070 Taupe Fog



G071 Brandy



G047 Moonbeam



G048 Black Magic



G086 Desert Dawn



G154 Latte




G153 Coffee


# Glass Blox®

## Design Solutions™


### Blends (1 x 1 mounted on 12 x 12 sheets)



GB10 Sunrise/Rose Aura/  
Flame




GB02 Orange Sizzle/Flame/  
Dazzle Red




GB04 Moonbeam/Lemon Zest/  
Lime Shimmer




GB05 Moonbeam/Clear Sky/  
Aqua Gleam



GB03 Angel Fish/Blue Grotto/  
Purple Zing




GB06 Angel Fish/South Sea/  
Glacier




GB07 South Sea/Aegean/  
Blue Grotto



GB08 Mermaid/Vivid Teal/  
Sapphire




GB09 Sapphire/Mermaid/  
Aegean




GB01 Moonbeam/Black Magic


### Blends (1/2 x 2 mounted on 12 x 12 sheets)




GB11 Blue Haze/Ocean Air/  
North Sea



GB12 Dewdrop/Olive Mist/  
Deep Sea




GB13 Dusk/Taupe Fog/  
Brandy




GB14 Champagne/Honey/  
Iced Tea

### Sizes (shown in G083 Deep Sea)



1 x 1 mounted 12 x 12 sheets  
(Available in all 44 colors)



1/2 x 2 mounted 12 x 12 sheets  
(Available in G046, G047, G048, G071, G076,  
G083, and G153 only)



2 x 4 mounted 12 x 12 sheets  
(Available in all 44 colors)



4 x 4  
(Available in all 44 colors)



1/2 x 6  
(Available in all 44 colors)

A percentage of the profits  
donated to this organization.



### Recommended Use

Glass Blox® can be used for interior wall applications –  
wet or dry locations, and exterior wall applications.

Note: All sizes are acceptable for pool waterlines.

Custom blends available in all sizes except 1/2 x 6 and 4 x 4.

### Sizes (Available in all colors)

Description	Nominal (in)	Actual (in)	Thickness (in)
Solids	1 x 1*	7/8 x 7/8	1/4
	1/2 x 2*	3/8 x 1-7/8	1/4
	1/2 x 6	3/8 x 5-3/4	1/4
	2 x 4*	1-7/8 x 3-7/8	1/4
	4 x 4	3-7/8 x 3-7/8	1/4
Blends	1 x 1*	7/8 x 7/8	1/4
	1/2 x 2*	3/8 x 1-7/8	1/4

\*Actual size of mesh mounted sheets is 11-5/8 x 11-5/8





# Groove Glass

## Design Solutions™





# Groove Glass

## Design Solutions™

- Inspired by night life and a variety of fun dance styles
- 8 solid colors and 5 mosaic blends
- Clean glamorous look
- Sizes include: 2 x 8, 2 x 12, 2 x 16, 4 x 8, 4 x 12, 4 x 16, and 2 x 2 Mosaic Blends (mounted on 12 x 12 sheet)



GGB02 - Jitterbug 2 x 2 Blends and Color by Numbers - WT02 - Tea for Two 4 x 12

### Sizes (Available in all colors)

Description (in)	Actual (mm)	Thickness (mm)
2 x 8	48 x 198	6
2 x 12	48 x 298	6
2 x 16	48 x 398	6
4 x 8	98 x 198	6
4 x 12	98 x 298	6
4 x 16	98 x 398	6
2 x 2 Blends*	48 x 48	6

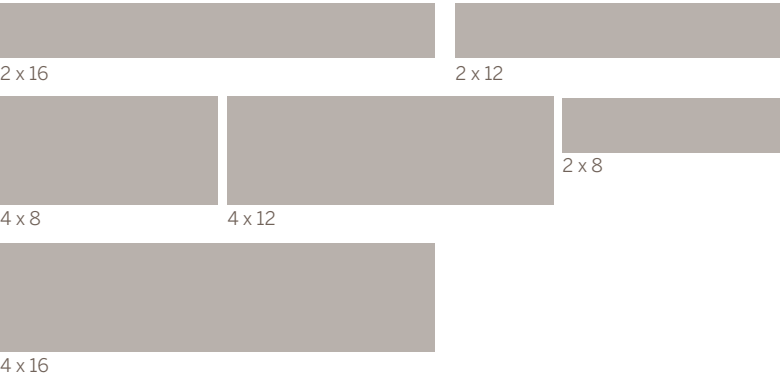
\*Mounted on a 12 x 12 sheet. Actual size of mounted sheet is 298 x 298 with a recommended 2mm grout joint.

### Recommended Use


Groove Glass can be used for interior wall applications – wet or dry locations, and exterior wall applications.

Note: All sizes are acceptable for pool waterlines.


### Sizes



### Colors



### Blends







Mixology®

Design Solutions™

- Beautiful, elegant and classically inspired
- Subtle variations result in handmade appearance
- 50% third-party certified post-consumer recycled content
- Perfect complement to Crossville® Porcelain Stone® tile



MX101 Bronze 6 x 6 Leather Deco

Colors



MX101 Bronze



MX102 Bronze Variegated



MX103 Iron Nickel



MX104 Iron Nickel Variegated

Sizes

Description	Nominal (in)	Thickness (in)
Smooth	4 x 4 & 6 x 6	3/8

Mosaic

2 x 2 Mosaic Border	4 x 12	varies
---------------------	--------	--------

Border consists of 2 x 2 pieces, sheet mounted  
Mixed finishes of Bronze/Bronze Variegated and Iron Nickel/Iron Nickel Variegated

Coordinating Trim (available in all finishes)

Arrowhead Liner	1/2 x 12	varies
Floral Medallion Liner	1/2 x 12	varies
Leather Liner	1/2 x 12	varies
Links Liner	1/2 x 12	varies
Pencil Liner	1/2 x 12	varies
Reptile Liner	1/2 x 12	varies
Starflower Liner	1/2 x 12	varies
Vine Liner	1/2 x 12	varies
Dome Liner	1-1/4 x 12	varies
Chair Rail	1-3/4 x 12	varies
Floral Medallion Deco	4 x 4 & 6 x 6	varies
Leather Deco	4 x 4 & 6 x 6	varies
Links Deco	4 x 4 & 6 x 6	varies
Reptile Deco	4 x 4 & 6 x 6	varies
Starflower Deco	4 x 4 & 6 x 6	varies
Vine Deco	4 x 4 & 6 x 6	varies

NOTE: Due to the handcrafted nature of Mixology®, some variation in sizing can be expected and grout joints will vary.

Recommended Use

Mixology® wall tiles and trim are suitable for interior applications including kitchen backsplashes, bathroom walls, shower walls, and fireplace surrounds. Mixology® tiles are not recommended for swimming pools, spas or hot tubs. Special installation considerations may apply to backsplash applications behind cooktops or fireplace surrounds.

Cleaning

Regular cleaning is the best way to keep Mixology® tile looking good for years to come. Use clean, hot water (combined with a household cleaner for more aggressive cleaning). Rinse thoroughly and dry with a soft cloth. Do not clean with scouring pads, steel wool or other abrasive implements. Rinse thoroughly and dry with a soft cloth to prevent spots. More information regarding the care and maintenance of Crossville® products is available at CrossvilleInc.com.

Wet Area Use

Metal/resin tiles can be installed in wet areas such as backsplashes, bathroom walls, and shower enclosures, but are not recommended in swimming pools or hot tubs.

You may notice various irregularities in surface finish, color, shade and size. These irregularities give the product its handmade appearance. As such, narrow grout joints and precise alignment may be difficult to achieve.



### Field Tile & Decos Available in 4 x 4 & 6 x 6 in all finishes (shown in Bronze)



MX101.10404FT 4 x 4 BZ Smooth Field Tile  
MX101.10606FT 6 x 6 BZ Smooth Field Tile



MX101.10404FM 4 x 4 BZ Floral Medallion Deco  
MX101.10606FM 6 x 6 BZ Floral Medallion Deco



MX101.10404V 4 x 4 BZ Vine Deco  
MX101.10606V 6 x 6 BZ Vine Deco



MX101.10404LK 4 x 4 BZ Links Deco  
MX101.10606LK 6 x 6 BZ Links Deco



MX101.10404SF 4 x 4 BZ Starflower Deco  
MX101.10606SF 6 x 6 BZ Starflower Deco



MX101.10404R 4 x 4 BZ Reptile Deco  
MX101.10606R 6 x 6 BZ Reptile Deco



MX101.10404L 4 x 4 BZ Leather Deco  
MX101.10606L 6 x 6 BZ Leather Deco

### Liners Available in all finishes (shown in Bronze)



MX101.1.512PNL 1/2 x 12 BZ Pencil Liner



MX101.1.512AL 1/2 x 12 BZ Arrowhead Liner



MX101.1.512FML 1/2 x 12 BZ Floral Medallion Liner



MX101.1.512VL 1/2 x 12 BZ Vine Liner



MX101.1.512LKL 1/2 x 12 BZ Links Liner



MX101.1.512LL 1/2 x 12 BZ Leather Liner



MX101.1.512SFL 1/2 x 12 BZ Starflower Liner



MX101.1.512RL 1/2 x 12 BZ Reptile Liner



MX101.11.2512DL 1-1/4 x 12 BZ Dome Liner



MX101.11.7512CR 1-3/4 x 12 BZ Chair Rail

### 4 x 12 Mosaic Border



MXB01.10412 - Border consists of 2 x 2 pieces, sheet mounted

(Shown in Bronze/Bronze Variegated. Also available in Iron Nickel/Iron Nickel Variegated)








- Hand-crafted, inspired from natural elements
- 5 Distinct Groupings: Earth, Universe, Fire, Water, Air
- Custom Blends available in all sizes and colors

# Origins Glass®

## Design Solutions™


**Sizes** (shown in Cosmos)




1 x 1 Mosaic



2 x 2 Mosaic



1 x 2 Mosaic



OGB01 Earth Blend 1 x 1

**Sizes** (Available in all colors)

Nominal (in)	Actual (in)	Thickness (in)
1 x 1 Mosaic*	3/4 x 3/4	1/4
1 x 2 Mosaic*	3/4 x 1-5/8	1/4
2 x 2 Mosaic*	1-5/8 x 1-5/8	1/4

\* Actual size of mounted sheets is 11-7/8 x 11-7/8 with 1/8 inch grout joints.

**Recommended Use**

Origins Glass® tile can be used for interior walls in wet or dry applications.

Due to the nature of our glass tile, there will be a certain amount of variation in color, shade, tone, texture, and size. Frequently you may notice bubbles, wrinkles and folds in the glass. These are consistent with a cast glass product. Please open and inspect each box of glass tile upon delivery. Buyer is responsible for both inspection and acceptance of the material prior to installation.


A percentage of the profits donated to this organization.




A percentage of the profits donated to this organization.




### Earth




OGB01 Earth Blend




OG101 Landscape



OG102 Jungle




OG103 Ore



OG104 Wildwood

### Universe




OGB02 Universe Blend




OG201 Cosmos



OG202 Solar Bronze



OG203 Galaxy




OG204 Sundance


### Fire



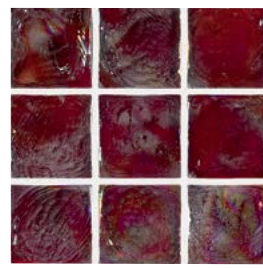
OGB03 Fire Blend




OG301 Volcano



OG302 Ash




OG303 Smoke



OG304 Ember Glow


### Water




OGB04 Water Blend



OG401 Blue Glacier



OG402 Waterfall



OG403 Oyster Shell



OG404 Oasis

### Air



OGB05 Air Blend



OG501 Pure



OG502 Alfresco



OG503 Snow Flake



OG504 Tradewind





- Beautiful, elegant, and classically inspired
- Subtle variations result in handmade appearance
- Thick glaze exudes quality and richness
- Exquisite patterns multiply design options



VS131 Linen Matte 3 x 6


## Colors



VS130 White




VS131 Linen



VS133 Sea Mist



VS134 Café



VS135 Black

(available in select items—see below)

## VS130, VS131, VS133, VS134 Sizes and Finishes

Nominal (in)	Gloss	Matte	Actual (in)	Thickness (in)*
3 x 6	✓	✓	3 x 6	3/8
4 x 4 Hexagon		✓	4 x 4	3/8
6 x 6	✓	✓	6 x 6	3/8
12 x 24 Beadboard**	✓		11-3/4 x 23-1/2	3/8

## VS130, VS131, VS133, VS134 Coordinating Trim

Nominal (in)	Gloss	Matte	Actual (in)	Thickness (in)*
Quarter Round	✓	✓	1 x 6	1/2 max.
Quarter Round Beak	✓	✓	1 x 1	3/8
Pencil Liner	✓		1/2 x 6	3/8 max.
Beaded Liner	✓		1-5/16 x 6	1/2 max.
Square Liner	✓		1 x 6	1/2 max.
Chair Rail	✓		2-5/8 x 6	1 max.
Chair Rail Corner	✓		1 x 2-5/8	1
Base Molding	✓		5-5/8 x 6	5/8 max.
Base Molding Corner	✓		5-5/8 x 5/8	3/8
Crown Molding	✓		4-1/8 x 6	2-1/4 max.
Crown Molding Corner	✓		4-1/8 x 2-1/4	3/8
1 x 2 Running Bond†	✓	✓	10 x 12-3/8	3/8
1 x 2 Pinwheel†	✓	✓	12-1/4 x 12-1/4	3/8
1 x 1 Dot	✓		1 x 1	3/8
3 x 6 Single Bullnose	✓	✓	3 x 6	3/8
3 x 3 Double Bullnose	✓	✓	3 x 3	3/8

\*Due to the handmade appearance, variations in size, thickness and flatness may be apparent.

\*\*Available in VS130, VS131 gloss only.

† mosaic mounted with 1/8 inch grout joints.



**Please Note:** Savoy™ tile is a glazed ceramic tile.

## VS135 Sizes and Finishes

Nominal (in)	Gloss	Matte
3 x 6	✓	
4 x 4 Hexagon		✓
6 x 6	✓	

## VS135 Coordinating Trim

Nominal (in)	Gloss	Matte
Quarter Round	✓	
Quarter Round Beak	✓	
Pencil Liner	✓	
Beaded Liner	✓	
Square Liner	✓	
Chair Rail	✓	
Chair Rail Corner	✓	
Base Molding	✓	
Base Molding Corner	✓	
1 x 1 Dot	✓	✓
3 x 6 Single Bullnose	✓	
3 x 3 Double Bullnose	✓	

## Recommended Use

Crossville® recommends Savoy™ tile for interior vertical surfaces in all residential and light commercial applications. Savoy™ (matte) is also recommended for light-duty horizontal use in residential applications only. Applications may include light-duty bathroom walls and floors, vanity tops, kitchen backsplashes, and light-duty kitchen countertops.

## Handcrafted Variation

Savoy™ tiles are manufactured to appear handmade. Due to this handmade appearance, variations in size, thickness, flatness and color are to be expected. Therefore, blending the tile before and during installation is recommended.

## Wet DCOF


(Matte only) **0.42 – 0.52**



## Sizes



Pinwheel 1 x 2 and 1 x 1  
Available in gloss and matte 12-1/4 x 12-1/4 sheet mounted\*\*



Running Bond 1 x 2  
Available in gloss and matte 10 x 12-3/8 sheet mounted\*\*




12 x 24 Beadboard (made in the U.S.A.)  
Available in VS130 and VS131, gloss only



3 x 6  
Available in gloss and matte\*

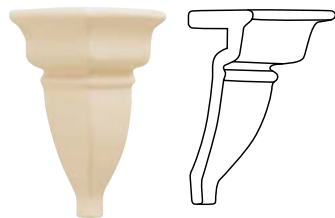


6 x 6  
Available in gloss and matte\*



4 x 4 Hexagon  
Available in matte only

## Decorative Trim (available in most colors)



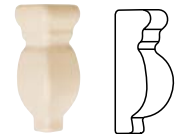
Crown Molding  
Corner



Crown Molding  
Not available in VS135



Chair Rail



Chair Rail  
Outside Corner



Quarter Round



Quarter Round Beak



Square Liner Bar



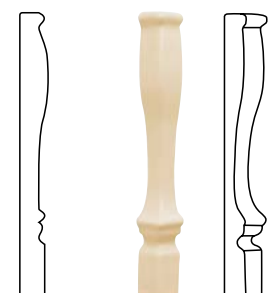
Beaded Liner Bar



Pencil Liner



Base Molding



Base Molding Corner

\* VS135 available in gloss only  
\*\* Not available in VS135

# Sideview Glass

## Design Solutions™

- A modern take on art deco's daring style
- Subtle variations result in handmade appearance
- Lavish beveling on the underside adds dazzling visual dimension
- Perfect complement to Crossville® Porcelain Stone® tile



Sideview Glass SV03/.103031 Gold 3 x 3 Mosaic Polished Finish  
Reclamation AV272 Tobacco Road 24 x 24 UPS  
Laminam 3+ Filo\_Argento L2092

### Sizes & Finishes

Nominal (in)	Nominal Piece (in)	Actual (mm)	Thickness (mm)	Finish
12 x 12 Mosaics	3 x 3	300 x 300	8	Matte/Polished

Mesh mounted on 300mm x 300mm sheet. Available in all colors.

### Coordinating Trim

Nominal (in)	Nominal Piece (in)	Actual (mm)	Thickness (mm)	Finish
3 x 12 Accent Bar*	1 x 3 & 2 x 3	75 x 300	8	Mixed
1-1/8 x 6 Liner Bar**	1-1/8 x 6	N/A	16	Matte/Polished

\* Mesh mounted on a 75mm x 300mm sheet. Available in all colors.

\*\*Actual size 28mm x 150mm. Available in all colors and finishes.


### Recommended Use

Sideview Glass tile can be used for interior walls in wet or dry applications.

### Cleaning

Regular cleaning is the best way to keep Sideview Glass tile looking good for years to come. Use clean, hot water (combined with a household cleaner for more aggressive cleaning). Rinse thoroughly and dry with a soft cloth. No waxes are needed. More information regarding the care and maintenance of Crossville® products is available at CrossvilleInc.com.

### Colors




SV03/.103031 Gold  
Polished Finish



SV04/.103031 Copper  
Polished Finish



SV03/.103032 Gold  
Matte Finish



SV04/.103032 Copper  
Matte Finish



SV01/.103031 Tungsten  
Polished Finish



SV02/.103031 Silver  
Polished Finish



SV01/.103032 Tungsten  
Matte Finish



SV02/.103032 Silver  
Matte Finish



3 x 3 Mosaic  
Matte or Polished Finish  
Mesh mounted on a  
300mm x 300mm sheet  
Available in all colors.



### Coordinating Trim Liner Bars (Available in all colors)



SV03/.10106LB1 Gold  
1-1/8 x 6 Liner Bar, Polished Finish



SV03/.10106LB2 Gold  
1-1/8 x 6 Liner Bar, Matte Finish



SV04/.10106LB1 Copper  
1-1/8 x 6 Liner Bar, Polished Finish



SV04/.10106LB2 Copper  
1-1/8 x 6 Liner Bar, Matte Finish



SV01/.10106LB1 Tungsten  
1-1/8 x 6 Liner Bar, Polished Finish



SV01/.10106LB2 Tungsten  
1-1/8 x 6 Liner Bar, Matte Finish



SV02/.10106LB1 Silver  
1-1/8 x 6 Liner Bar, Polished Finish



SV02/.10106LB2 Silver  
1-1/8 x 6 Liner Bar, Matte Finish



1-1/8 x 6 Liner Bar with Profile

### Coordinating Trim Accent Bars (Available in all colors)



SV03/.10312AB Gold 3 x 12 Accent Bar, Mixed Finish



SV04/.10312AB Copper 3 x 12 Accent Bar, Mixed Finish



SV01/.10312AB Tungsten 3 x 12 Accent Bar, Mixed Finish



SV02/.10312AB Silver 3 x 12 Accent Bar, Mixed Finish



SV02/.103031 Silver 3 x 3, Polished Finish  
SV02/.10312AB Silver 3 x 12 Accent Bar, Mixed Finish  
SV02/.10106LB2 Silver 1-1/8 x 6 Liner Bar, Matte Finish



# Stainless Steel

Design Solutions™





- All tile is Stainless Steel wrapped around porcelain tile
- Special order sizes available in 8 x 8, 16 x 16, and 24 x 24
- Great for both residential and commercial interior wall environments
- 9 different design options to choose from

# Stainless Steel

## Design Solutions™


### Textures



MT200 Satin



MT210 Brushed




MT220 Rice



MT230 Diamonds



MT240 Leather




MT250 Linen



MT260 Checker



MT270 Circles




MT280 Squares

### Example Sizes (available in all textures)



Field Tiles  
2 x 2, 4 x 4, 6 x 6, 8 x 8\*,  
12 x 12, 16 x 16\*, 24 x 24\*



Triangle Field Tiles  
2 x 2, 4 x 4, 6 x 6, 8 x 8\*,  
12 x 12, 16 x 16\*, 24 x 24\*



Liner Bar 1 x 8



Liner Bar 2 x 8

Note: Product is directional



Single Bullnose 3 x 12

### Sizes

Shape	Nominal (in)	Actual (in)	Thickness (in)
Square & Triangle	2 x 2	1-7/8 x 1-7/8	3/8
	4 x 4	3-7/8 x 3-7/8	3/8
	6 x 6	5-7/8 x 5-7/8	3/8
	8 x 8*	7-7/8 x 7-7/8	3/8
	12 x 12	11-3/4 x 11-3/4	3/8
	16 x 16*	15-3/4 x 15-3/4	3/8
	24 x 24*	23-1/2 x 23-1/2	3/8

All tile is stainless steel wrapped around porcelain tile.

\* Please allow 8-16 weeks for delivery of special order sizes.

### Coordinating Trim and Borders (available in all colors)

Shape	Nominal (in)	Actual (in)	Thickness (in)
Liner Bar	1 x 8	7/8 x 7-3/4	3/8
Liner Bar	2 x 8	1-7/8 x 7-3/4	3/8
Bullnose	3 x 12	2-7/8 x 11-3/4	3/8

### Recommended Use

Stainless Steel tile is recommended for use on interior walls in both residential and commercial applications.



# Urban Renewal

## Design Solutions™

- Beautiful, elegant and classically inspired
- Subtle variations result in handmade appearance
- 50% third-party post-consumer recycled content
- Perfect complement to Crossville® Porcelain Stone® tile



M300 Aged Iron 6 x 6

### Colors



M100 Bronze Antique Satin (BZAS)



M200 Blacksmith Iron (BSIS)



M300 Aged Iron (AIS)



M400 Bronze Verde Satin (BZVS)

### Sizes

Description	Nominal (in)	Thickness (in)
6 x 6 Field Tile	6 x 6	5/16
4 x 4 Field Tile	4 x 4	5/16

### Coordinating Trim (available in all finishes)

Ball Dot	2 x 2	varies
Bamboo Dot	2 x 2	varies
Pinwheel Dot	2 x 2	varies
Modern Spiral Dot	2 x 2	varies
Large Modern Spiral Deco	4 x 4	varies
Crackle Pencil Liner	1/2 x 12	varies
Small Ball Liner	1/2 x 12	varies
Small Buckle Liner	3/4 x 12	varies
Large Ball Liner	1 x 12	varies
Large Buckle Liner	1-1/2 x 12	varies
Bamboo Liner	1-1/2 x 12	varies
Lattice Liner	1-1/2 x 12	varies
Crackle Liner	2 x 12	varies
Crackle/Basketweave Bullnose Liner	2-1/4 x 12	varies
Pinwheel Listello	2-1/2 x 12	varies

NOTE: Due to the handcrafted nature of Urban Renewal, some variation in sizing can be expected and grout joints may vary.

### Recommended Use

Urban Renewal wall tiles and trim are suitable for interior applications including kitchen backsplashes, bathroom walls, shower walls, and fireplace surrounds. Urban Renewal is not recommended for swimming pools, spas or hot tubs. Special installation considerations may apply to backsplash applications behind stoves or fireplace surrounds.

### Cleaning

Regular cleaning is the best way to keep Urban Renewal tile looking good for years to come. Use clean, hot water (combined with a liquid non-abrasive household cleaner for more aggressive cleaning).

Do not clean with scouring pads, steel wool or other abrasive implements. Rinse thoroughly and dry with a soft cloth to prevent spots. More information regarding the care and maintenance of Crossville® products is available at [CrossvilleInc.com](http://CrossvilleInc.com).

You may notice various irregularities in surface finish, color, shade and size. These irregularities give the product its handmade appearance. As such, narrow grout joints and precise alignment may be difficult to achieve.



### Sizes & Designs (shown in Bronze Antique Satin - M100)




M100/.10606CFT 6 x 6 Crackle Field Tile



M100/.10404CFT 4 x 4 Crackle Field Tile



M100/.10404LSPD  
4 x 4 Large Modern Spiral Deco



M100/.1202BBDOT  
2 x 2 Bamboo Dot



M100/.10202MSD  
2 x 2 Modern Spiral Dot



M100/.1202PWDOT  
2 x 2 Pinwheel Dot



M100/.1202BLDOT  
2 x 2 Ball Dot



M100/.1512CPL 1/2 x 12 Crackle Pencil Liner



M100/.1512SBL 1/2 x 12 Small Ball Liner



M100/.10112LBL 1 x 12 Large Ball Liner



M100/.10112BKL 3/4 x 12 Small Buckle Liner




M100/.10212BBL 1-1/2 x 12 Bamboo Liner



M100/.10212BKL 1-1/2 x 12 Large Buckle Liner



M100/.10212LTL 1-1/2 x 12 Lattice Liner



M100/.10212CL 2 x 12 Crackle Liner



M100/.10312BN 2-1/4 x 12 Crackle/Basketweave Bullnose Liner



M100/.10312PW 2-1/2 x 12 Pinwheel Listello





Urban Renewal – M200 Blacksmith Iron 4 x 4 Crackle Field Tile, 1 x 12 Large Ball Liner, 2 x 2 Ball Dot, 1/2 x 12 Crackle Pencil Liner  
Modern Mythology S008 Centaur 2 x 4 Brick Mosaic



Make your space the envy  
of all with courageous  
**Design Solutions™**






express elevators fl. 4, 9, 23 >

Independence





---

## Large Format Porcelain Tile Panels

---

LAMINAM BY CROSSVILLE®



Laminam by Crossville®

Large Format Porcelain Tile Panels



Laminam by Crossville® – 5.6 Kauri™ - Bianco  
Laminam by Crossville® – 3+ I Metalli - Plumbeo Ossidato



- Available in 3+ for wall use and 5.6 for floor and wall use
- Unparalleled testing and training ensures high performance
- Over 60 in-stock colors and textures to choose from

# Laminam by Crossville®

## Large Format Porcelain Tile Panels

### Featured Products 3+



Foundations  
Blend 3+ 4 colors available  
Nero



Foundations  
Collections 3+ 8 colors available  
Fumo



Urban Influence  
Oxide 3+ 6 colors available  
Avorio



Natural Inspiration  
I Naturali 3+ 8 colors available  
Ossidiana Vena Grigia



Urban Influence  
I Metalli 3+ 3 colors available  
Plumbeo Ossidato



Urban Influence  
Filo 3+ 7 colors available  
Mercurio

### Featured Products 5.6



Natural Inspiration  
I Naturali 5.6 8 colors available  
Travertino Romano Polished



Natural Inspiration  
Fokos 5.6 5 colors available  
Piombo



Urban Influence  
Oxide 5.6 6 colors available  
Moro



Natural Inspiration  
Kauri™ 5.6 4 colors available  
Grigio



Natural Inspiration  
I Naturali 5.6 4 colors available  
Semi-Precious Onice Cognac




Natural Inspiration  
I Naturali 5.6 8 colors available  
Travertina Romano

### Example Sizes



1M x 3M



1M x 1M†



Laminam by Crossville® 3+ Filo - Argento

### Laminam 1 meter x 1 meter sheets\*\*

	LAMINAM 3+	LAMINAM 5.6
Piece	10.76 sq. ft./piece	10.76 sq. ft./piece
Carton	3 pc./carton	2 pc./carton
Sq. ft./carton	32.28 sq. ft./carton	21.52 sq. ft./carton
Sq. ft./pallet	1,097.52 sq. ft./pallet	538.0 sq. ft./pallet
Lbs./piece	18.07 lbs./piece	31.27 lbs./piece
Lbs./pallet	1,843.14 lbs./pallet	1,563.50 lbs./pallet
Cartons/pallet	34 cartons/pallet	25 cartons/pallet

### Laminam 1 meter x 3 meter sheets\*

	LAMINAM 3+	LAMINAM 5.6
Piece	32.29 sq. ft./piece	32.29 sq. ft./piece
Crate	20 pc./crate	13 pc./crate
Sq. ft./crate	645.80 sq. ft./crate	419.77 sq. ft./crate
Lbs./piece	51.66 lbs./piece	93.96 lbs./piece
Lbs./crate	1,285 lbs./crate (includes crate weight)	1,422 lbs./crate
Sq. ft. minimum order	32.29 sq. ft.	32.29 sq. ft.
Cartons/pallet	34 cartons/pallet	25 cartons/pallet

\*Laminam arrives in oversize crates. These crates require proper receiving and handling equipment. Note: Non-full crate orders of 5.6mm Laminam or mixed orders of 3+ and 5.6 mm will arrive on vertical A-frame type crates (depends on quantities, timing, and thickness of the order - check with Crossville customer service for details 931-484-2110.) Full crate orders transferred to A-frames will incur additional charges and lead times.

†1M x1M sizes are special order only

Please refer to the Laminam technical guide online for receiving and handling information at [LaminambyCrossville.com](http://LaminambyCrossville.com).

Information listed here is subject to change. Please refer to [LaminambyCrossville.com](http://LaminambyCrossville.com) for the latest, most accurate information. Look for exciting updates coming Spring 2016.



# Laminam by Crossville®

## Large Format Porcelain Tile Panels





Large tile panels make  
**Laminam by Crossville®**  
an advantageous  
solution for your unique  
architectural needs.









---

## Solutions

---

EXTERIOR CLADDING  
CROSS-SHEEN®  
HYDROTECT™  
GET PLANKED SIZING  
SUSTAINABILITY  
UNIQUELY CROSSVILLE  
APPLICATION AREAS  
CLEANING  
SAFETY CONSIDERATIONS/  
SPECIAL SERVICES  
DCOF ACUTEST<sup>SM</sup>  
TILE PERFORMANCE DATA  
APPENDIX

# Exterior Cladding


## Porcelain Stone®

### A WIDE RANGE OF COLOR AND TEXTURE

Crossville® offers hundreds of tiles perfect for exterior cladding. Here is an example of a few crowd-pleasers.



Argent – A1414 Carnegie Cool



Bluestone – AV204 Vermont Black UPS




Buenos Aires Mood® – VS150 Polo - Unpolished



Color Blox® – A1116 Caboose UPS



Cotto Americana – AV174 Brown UPS



Cross-Colors® Solids – A870 Seal Taupe UPS



Empire™ – VS80 Corsican Crème PO



Gotham® – AV325 Dockside



Main Street – AV213 Bistro Brown UPS




Moonstruck – AV305 Apollo HON



NOW – Moss UP



Reclamation – AV274 Steel City UPS



Shades by Crossville® – AV247 Haze HON



SpeakEasy – AV285 Bank Roll UPS



Structure™ – AV223 Shale UPS



Virtue – AV261 Virtue UPS



Vista Americana – AV182 Foothills UPS



Wood Impressions – AV193 Barnwood Gray UPS

All colors are available for each Porcelain Stone® product line listed above. Visit [CrossvilleInc.com](http://CrossvilleInc.com) for complete color selection.



# Exterior Cladding

## Porcelain Stone®

### EXTERIOR CLADDING

Using Crossville's Porcelain Stone® for cladding offers both aesthetic appeal and structural functionality. Appropriate for seismic zone usage, graffiti resistant, and engineered for utility savings due to thermal mass advantages, Porcelain Stone® tile is a perfect solution.

#### Field Applied

Timeless, tried, and true, tile has been used for centuries as a field applied exterior covering. With Crossville's American-made Porcelain Stone®, you now have the advantage of Cross-Sheen®. This graffiti-resistant finish protects your structure from the elements as well as spray paint and marker. Recent projects include the Los Gatos Library, DeAnza High School, and Ashland Youth Center. Log on to [CrossvilleInc.com](http://CrossvilleInc.com) to read their stories.

#### Sureclad Ventilated Facades

Crossville® has partnered with Shackerley, a leader in ventilated facade systems, to bring you Sureclad Porcelain Stone® ventilated facades. Shackerley, located in the United Kingdom, has over 50 years in the industry and has received two Queen's awards for Enterprise in Innovation.

Shackerley's system, when using Porcelain Stone®, provides ventilation, insulation and protection for the exteriors of building structures. The panels and supporting aluminum framework are prefabricated under strict quality control and delivered to job sites ready for installation. This system is installed more simply and has enhanced flexibility for access to systems and the underlying structure.

Engineered and tested for seismic and hurricane activity, this system has been third-party approved to meet U.S. building specifications and codes. Let our team of dedicated professionals help orchestrate your next project. Contact them at [ExteriorCladding@CrossvilleInc.com](mailto:ExteriorCladding@CrossvilleInc.com).



Berkeley Library





Cross-Sheen® is recommended for interior floors and walls and exterior walls.  
Photo courtesy: Technical Imagery Studios

## CROSS-SHEEN®

Cross-Sheen® is a unique proprietary finish that is not a glaze. It is a special surface preparation that is sprayed on to the tile surface prior to firing. The dense porcelain tiles are then fired at 2,200 degrees Fahrenheit, the treatment actually lowers the melt point on the top layer (1mm) closing and fusing the surface pores, giving the tiles a permanent and integral surface finish.

Cross-Sheen® (UPS) finish imparts a subtle glow that enhances the color of the tile and also allows graffiti, stains and scuff marks to be easily wiped off the surface. This remarkable finish is on every tile Crossville® manufactures.\* Cross-Sheen® is recommended for interior floors and walls and exterior walls, including high-traffic areas and areas where a low level of maintenance is desired. Cross-Sheen® is not recommended for exterior paving.

Please check individual series for usage areas.

\*Excluding Polished (PO), Honed (HON) and Satin (SAT) finish tiles

### Permanent Marker Graffiti Clean-up



Cross-Sheen® (UPS) finish allows permanent marker and other inks, stains, scuffs, and even more aggressive graffiti and spray paint to be removed with common household cleaners.

### Spray Paint Graffiti Clean-up





## HYDROTECT™ COATING

Our porcelain tiles are available with Hydrotect™. Crossville's revolutionary invisible coating harnesses the power of light, water and oxygen to create the best offense and defense against dirt and pollution on any porcelain surface—walls or floors—indoors or outdoors. For complete details check our website at [CrossvilleInc.com](http://CrossvilleInc.com).

### Self Cleaning.

Imagine an exterior facade that cleans naturally with just water, saving you maintenance costs and keeping your design looking great. Unlike most surfaces, tiles coated with Hydrotect™ by Crossville® attract water to the surface. With rain, water is able to get under dirt and grime and wash it away, naturally. And better yet, everyday exterior humidity causes a fine film of water to build on the tile, preventing the adhesion of dust and oily dirt. Even algae is no match for Hydrotect. The photocatalytic process degrades it naturally, so no toxic chemicals are needed to keep your building looking sharp.

### Air Purifying.

Hydrotect™ by Crossville® purifies exterior air by reducing greenhouse gases, environmental pollutants and volatile organic compounds. When exterior walls coated with Hydrotect by Crossville are exposed to light, nitrogen oxides produced by exhaust fumes and smoke break down into harmless nitrates. In fact, a 10,000-square-foot area of tiles can clean the air as effectively as 70 poplar trees or green space the size of four tennis courts.



## AN IDEAL SOLUTION FOR ANY SURFACE.

Hydrotect™ by Crossville®, our latest surface solution, can reduce maintenance costs, increase cleanliness, and provide yet another green solution from America's leader in innovative tile design and manufacturing.

From corporate to healthcare and hospitality, to retail, architects and designers, count on Crossville to deliver the distinctly American, uniquely Crossville design aesthetic with American-made ingenuity.

Visit our [CrossvilleInc.com](http://CrossvilleInc.com) or contact our technical support staff to learn more.



# Get Planked® Program



AV261 3 x 12 planks.

## NEED IT IN PLANKS?

Found the perfect tile, but need it in planks?

















Crossville® now offers each of its Porcelain Stone® products in popular plank shapes. With no minimum order and quick order fulfillment, you'll be seeing planks in no time.

Depending on the product selected, there are 4 possible widths and 7 possible lengths, which add up to more than 2,596 shape combinations.

Many of Crossville's tiles are now available in the much-requested Half-Plank size (square tile cut in half). For the latest information about half-planked tile, please visit [CrossvilleInc.com](http://CrossvilleInc.com) or phone: 931.484.2110.



### Get Planked® Sizes\*

Nominal Widths				
Nominal Length	3	4	6	8
				
				
				
				
				

\* Not all sizes shown are available in every product series. Allow 2-4 weeks based on availability for Get Planked orders.



## Recycled Content

At Crossville®, we put our name behind every product we sell. That's why we have developed the EcoCycle Tile Process™ logo, which will be shown in conjunction with products containing recycled content. Tile containing a specified minimum amount of recycled content will be designated with a percentage shown in the logo. In addition, this logo will specify the nature of the recycled content, such as pre-consumer or post-consumer.



## Recycled Products

Crossville® became the first tile manufacturer to achieve certification of its waste recycling programs through Scientific Certification Systems, an independent, third-party certifier of recycled claims. And every product made at our facilities is certified because the entire manufacturing process has gained SCS Certification, known as EcoCycle Tile Process™ Crossville® continues to drive sustainability into the mainstream as it has since 1986.

Argent	4%
Basalt	4%
Bluestone	4% and 20%
Color Blox® /Color Blox® Mosaics	4%
Color By Numbers®	4%*
Cotto Americana	4%
Cross-Colors®	4% and 40%
Crossville® Mosaics	4% and 40%
EcoCycle Americana®	5% and 20%
Empire™	20%**
Gotham®	4%
Main Street	4% and 20%
Manoir	4% and 20%
Mixology®	50%
Moonstruck	4%
Oceanaire	4%
Ready to Wear	4%
Reclamation	4%
Retro Active	4%
Shades by Crossville®	4% and 20%
SpeakEasy	4%
Structure™	4% and 20%
Urban Renewal	50%
Virtue	4%
Vista Americana	4% and 20%
Wood Impressions	4%

\* Third-party certification for Color By Numbers provided by BRTÜV Avaliações da Qualidade S.A.

\*\* Certified by SCS.

## TILE TAKE-BACK

### Tile Take-Back® Program

With our Tile Take-Back Program, Crossville®, the tile industry's leader in sustainable initiatives, has solved the major environmental problem facing the tile industry today: recycling fired tile.

Until now, pre and post-consumer tile has been considered non-recyclable. While many tile manufacturers, including Crossville, have successfully reused scrap powders and unfired tile, hundreds of millions of pounds of damaged or otherwise unsellable fired tile (tile in its finished state), have gone to landfills each year. Additionally, there has been no environmentally friendly manner to dispose of previously installed tile.

We have developed a proprietary system of processing ceramic and porcelain tile back into powder used in manufacturing new tile. The resulting new products will have a verifiable recycled content, and more than 4 million pounds of tile that Crossville has previously sent to local landfills will be recycled. This is in addition to any tile Crossville will receive through our ground-breaking Tile Take-Back program.

Not only will the new process allow Crossville to re-purpose its own scrap tile, but will allow the company to take back samples and previously installed tile, always a concern for environmentally-minded designers and building owners.

Crossville is now incorporating powder produced from recycled tile in its manufacturing and has begun implementing its Take-Back program for samples and installed tile.



## LEED

### Leed Information

For information on Crossville's recycled products and their relation to LEED Information, please visit [CrossvilleInc.com](http://CrossvilleInc.com).





## PRACTICES

### Green Squared<sup>sm</sup> Certification

The Standard in Sustainability for the Tile Industry in North America ANSI A138.1. Green Squared is the stringent and powerful new measure for tile industry sustainability developed by Tile Council of North America under the American National Standards Institute (ANSI) process.

#### Green Squared<sup>sm</sup>

- Evaluates products and processes in five key environmental and social categories:
  - product characteristics
  - manufacturing operations
  - corporate governance
  - innovation
  - end-of-life product management



- Recognizes manufacturers for leadership in environmental stewardship and corporate responsibility
- Serves as the standard bearer to ensure transparent, full disclosure of sustainability product by product, manufacturer by manufacturer - industry wide

### EcoCycle Tile Process<sup>™</sup>

Third-party certified process in February 2011. Crossville<sup>®</sup> became the first tile manufacturer to achieve certification of its waste recycling programs through Scientific Certification Systems, an independent third party certifier of recycled claims. Crossville has two primary means of recycling waste that would otherwise be sent to local landfills: its EcoCycle Fired Waste Process<sup>™</sup> and its EcoCycle Filtrate Waste Process<sup>™</sup>. SCS has verified that through these recycling processes, Crossville recycles nearly 12 million pounds annually of previously discarded filtrate and fired waste. Both the EcoCycle Fired Waste Process and the EcoCycle Filtrate Waste Process were officially named SCS Certified Recycling programs in February 2011.

### Crossville: First Among the First

Crossville<sup>®</sup> was the first manufacturer to achieve Green Squared certification for its entire U.S. manufactured porcelain tile product line-up, which is manufactured in Crossville, TN, as well as its production processes.

## PARTNERSHIPS

### Sustainable Partnerships

In our efforts to preserve the environment, Crossville<sup>®</sup> has partnered with TOTO USA, the world's largest plumbing products manufacturer to recycle pre-consumer waste. Crossville has developed a proprietary system of processing TOTO's sanitary ware waste back into powder used in manufacturing new tile.

In March 2011, Crossville became a net consumer of waste, meaning we recycle more waste into new products than we generate through our manufacturing processes.

This recycling conserves resources; the volume of finished goods Crossville ships now exceeds the amount of raw material it extracts from the earth for use in manufacturing.

### Sustainable Operational Procedures

In order to minimize our impact on the environment, Crossville<sup>®</sup> goes beyond offering recycled products. Crossville's sustainable operational procedures include:

- Printing of marketing materials at Forestry Stewardship Council certified facilities; use of soy inks and recycled paper whenever possible.
- Packaging of samples, merchandising materials and piece goods with recycled/recyclable wrapping and cushioning.
- Company-wide recycling program for all office and production facility paper waste.



## DESIGN TOOLS

Planning and visualization tools for designers and architects at [CrossvilleInc.com](http://CrossvilleInc.com).

### Mosaic Builder

Choose from nearly endless combinations of Crossville glass tile colors and sizes to design custom mosaics for walls, floors and more.

### Cross-Vision®

Create, save and print visualizations of paint and flooring combinations, either within stock Crossville environments or via your own uploaded images.

### Floor Patterns

Explore nearly 100 floor tile patterns with suggested tile sizes and collections for each.

### Selecting a Grout

Find the best grout types and colors to complete your tile design.

### Get Planked

Request your favorite tile in popular plank sizing (most Crossville collections are eligible).



## GSA ADVANTAGE

### Quality Crossville® products are available at GSA pricing

Designing for government projects? You'll be glad to know that Crossville's extensive line of award-winning Porcelain Stone floor and wall tile and our line of accent tiles are available to government customers at GSA pricing.

### Fast delivery

Centrally located in Crossville, Tennessee, we have an industry-leading logistics system to ensure you get your tile when and where you need it, on time and on budget.

### Eco-friendly

Crossville® offers Eco-responsible, porcelain tile certified by Scientific Certification Systems to contain a minimum of 4% recycled content. This option contributes points to LEED Certification.

### On contract

Available on GSA contract number GS-07F-0429 and TXMAS Contract No. TXMAS-5-0560, Crossville® products may also be purchased on many State contracts.

## NATIONAL ACCOUNTS

Clients working on a national basis face unique challenges and a need partner with the ability to meet their requirements across large geographical areas to ensure that every site consistently receives high quality material on time. That's where the Crossville National Account Team steps in. With extensive experience in the retail, automotive, quick-serve restaurant, convenience, and hospitality segments, our in-house National Accounts Team has what it takes to manage supply-chain needs. They provide expert materials forecasting, sales support, order processing and inventory management. What's more, our special pricing programs assist our customers with their cost-control performance.

Contact a National Accounts representative at (931) 484-2110 to learn more about the following:

- Dedicated customer focus with more than 26 years of service to commercial development
- State of the art logistics to ensure major market delivery 2-3 times per week
- Controlled pricing and inventory management
- In-house Technical Services department to assist with installation specification and maintenance recommendations
- Extended product warranties
- Custom design

For more information visit [CrossvilleInc.com/design-resouces/national-accounts/gsa](http://CrossvilleInc.com/design-resouces/national-accounts/gsa)

# Application Areas

	Page	Finish	Exterior Paving	Interior Floors (dry)	Interior Floors (wet areas*)	Exterior Walls	Exterior Covered Walls	Interior Walls (dry)	Interior Walls (wet areas*)	Counters	Pool/Fountain Full Lining	Water Line/Pool/Fountains
<b>Porcelain Stone® (field tile)</b>												
Argent	13	UPS		✓		✓	✓	✓	✓	✓	✓	✓
		HON		✓		✓	✓	✓	✓	✓	✓	✓
Basalt	16	UPS		✓		✓	✓	✓	✓	✓	✓	✓
Bluestone	18	UPS		✓	✓†	✓	✓	✓	✓	✓	✓	✓
		HON		✓		✓	✓	✓	✓	✓	✓	✓
Buenos Aires Mood®	20	PO		✓		✓	✓	✓	✓	✓	✓	✓
		UP		✓	**	✓	✓	✓	✓	✓	✓	✓
		TX	✓	✓	✓	✓	✓	✓	✓		✓	✓
Crossville® Mosaics (AV90, AV91, AV92)	32	UPS	✓	✓	✓	✓	✓	✓	✓	✓	✓	✓
(all other colors)		UPS		✓	✓†	✓	✓	✓	✓	✓	✓	✓
(all other colors)		CTS	✓	✓	✓	✓	✓	✓	✓	✓	✓	✓
Color Blox®	24	UPS		✓		✓	✓	✓	✓	✓	✓	✓
Color Blox® Mosaics	24	UPS		✓	✓†	✓	✓	✓	✓	✓	✓	✓
Cotto Americana	25	UPS		✓	✓†	✓	✓	✓	✓	✓	✓	✓
Cross-Colors® & Cross-Colors® LP	27	PO		✓		✓	✓	✓	✓	✓	✓	✓
		UPS		✓		✓	✓	✓	✓	✓	✓	✓
Cross-Slate®	29	CS	✓	✓	✓	✓	✓	✓	✓	✓	✓	✓
Cross-Grip®	29	CGS	✓	✓	✓	✓	✓					
Crossdot®	29	CD	✓	✓	✓	✓	✓					
Cross-Tread®	29	CTS	✓	✓	✓	✓	✓					
EcoCycle Americana®	34	UPS		✓		✓	✓	✓	✓	✓	✓	✓
Empire™	37	PO		✓		✓	✓	✓	✓	✓	✓	✓
		UP		✓	**	✓	✓	✓	✓	✓	✓	✓
Garden	40	TX	✓	✓	✓	✓	✓	✓	✓		✓	✓
Gotham®	42	UPS		✓		✓	✓	✓	✓	✓	✓	✓
Main Street	44	UPS		✓	✓†	✓	✓	✓	✓	✓	✓	✓
Manoir	46	UPS		✓		✓	✓	✓	✓	✓	✓	✓
Moonstruck	48	UPS		✓		✓	✓	✓	✓	✓	✓	✓
		HON		✓		✓	✓	✓	✓	✓	✓	✓
NOW	50	UP		✓		✓	✓	✓	✓	✓	✓	✓
Oceanaire	52	UPS		✓		✓	✓	✓	✓	✓	✓	✓
		HON		✓		✓	✓	✓	✓	✓	✓	✓
Ready to Wear	55	UPS		✓		✓	✓	✓	✓	✓	✓	✓
Reclamation	58	UPS		✓		✓	✓	✓	✓	✓	✓	✓
Retro Active	60	PO		✓		✓	✓	✓	✓	✓	✓	✓
		UPS		✓		✓	✓	✓	✓	✓	✓	✓
Shades by Crossville®	63	UPS		✓		✓	✓	✓	✓	✓	✓	✓
		HON		✓		✓	✓	✓	✓	✓	✓	✓
SpeakEasy	66	UPS		✓		✓	✓	✓	✓	✓	✓	✓
Structure™	68	UPS		✓		✓	✓	✓	✓	✓	✓	✓
Virtue	70	UHT***		✓	✓†	✓	✓	✓	✓	✓	✓	✓
		SHT***		✓		✓	✓	✓	✓	✓	✓	✓
Vista Americana	71	UPS		✓	✓†	✓	✓	✓	✓	✓	✓	✓
Wood Impressions	73	UPS		✓	✓†	✓	✓	✓	✓	✓	✓	✓
<b>Design Solutions™</b>												
Brilliant Glass	96					✓	✓	✓	✓			✓
Color By Numbers®	99	Satin						✓	✓			
		Gloss						✓	✓			
Ebb & Flow	104					✓	✓	✓	✓			
Glass Blox®	106					✓	✓	✓	✓			✓
Groove Glass	109					✓	✓	✓	✓			✓
Mixology®	111							✓	✓			
Origins Glass®	115							✓	✓			
Savoy™	117	Matte		✓††	✓†††			✓	✓			
		Gloss						✓	✓			
Sideview Glass	119							✓	✓			
Stainless Steel	122							✓				
Urban Renewal	123							✓	✓			

\* Wet areas consist of surfaces that are either soaked, saturated, or subjected to moisture (such as gang showers, tub enclosures, laundries, saunas, steam rooms, swimming pools).  
 \*\* 2 x 2 only.  
 \*\*\* Comes standard with Hydrotect™ technology.

NOTE: Trim applications will differ from field tile applications for the same series.  
 † 2 x 2 or 3 x 3 UPS mosaics only, see Tile Performance Data Chart for additional information on wet area use for mosaic tiles.  
 †† Recommended for light-duty horizontal use in residential applications only.  
 ††† 4 x 4 hex for light-duty horizontal use in residential applications only.



## Suggested Cleaners For Problem Stains

In keeping with Crossville's long-standing position on sustainability, we highly recommend the use of low VOC, non-hazardous, and non-polluting products for cleaning and maintaining tile and grout (for specific problem stains, please use the following stain removal chart).

These products are used by tile and maintenance professionals and may not be readily available in all areas. Most household cleaners are sufficient to clean common stains as long as they conform to the standards set forth in the Daily Maintenance Section. In the case where stain removal becomes a problem, contact a cleaning and maintenance product supplier or your local tile distributor for professional suggestions.

In keeping with its commitment to quality, Crossville® will offer its Technical Service Department for individualized assistance. This department can assist you in the proper installation and maintenance of all Crossville® Porcelain Stone® tiles. Contact Crossville Technical Services at 931.484.2110.

Crossville® recommends the use of professional cleaning and maintenance products. If additional information or assistance is required on a contaminant not listed, or if you need to find out where the products are sold, please call us, or contact one of the following:

### Custom Building Products, Tilelab & Aquamix

Seal Beach, CA 90740  
800.272.8786  
custombuildingproducts.com  
aquamix.com

### Fila Chemicals USA Corp.

10800 NW 21<sup>st</sup> St. # 170  
Miami, FL 33172  
305.513.0708  
www.filasolutions.com

### Miracle Sealants Co.

12318 Lower Azusa Rd.  
Arcadia, CA 91006-5872  
800.350.1901 ext. 3013  
miraclesealants.com

	STAIN	FILA	CUSTOM	AQUA MIX	MIRACLE SEALANTS	COMMON
<b>Food Groups</b>	Mustard Ketchup Mayonnaise Tea Bags Ice Cream Beer/Wine Orange Juice Grape Juice Coffee Coke Soy Sauce	Fila PS87 or Fila SR95	TileLab Grout & Tile Cleaner	Concentrated Stone & Tile Cleaner or Grout Deep Clean	Porcelain and Ceramic Tile Cleaner or Tile & Stone Cleaner or Liquid Poultice or Finish Sealer Stripper	Mr. Clean® Neutral Floor Cleaner® 409® Spic and Span® Fantastic® Comet® Windex® Lysol® Soft Scrub® Mr. Clean Magic Eraser® Bar Keepers Friend®
<b>Oil &amp; Grease</b>	Vegetable Mineral Petroleum Wax Sealer Meat Grease Hydraulic Oil Trans. Fluid Linseed Oil Lipstick Rubber Shoe Polish Paint (Oil Based)	Fila PS87 or Fila No Spot  - Fila No Paint Star Fila PS87 or Fila No Paint Star	TileLab Heavy Duty Stripper & Cleaner	Heavy-Duty Tile & Grout Cleaner	Porcelain and Ceramic Tile Cleaner or Tile & Stone Cleaner or Liquid Poultice or Finish Sealer Stripper	Mr. Clean Neutral Floor Cleaner 409 Spic and Span Fantastic Comet Windex Lysol Soft Scrub Mr. Clean Magic Eraser Bar Keepers Friend®
<b>Markers/Graffiti</b>	Felt Tip Ink Water Marker Permanent Fluorescent Pencil Crayon	Fila PS87 or Fila SR95  - Fila PS87	TileLab Heavy Duty Stripper & Cleaner	Sealer & Coating Remover	Porcelain and Ceramic Tile Cleaner or Mira Strip or Tile Restor  or Finish Sealer Stripper	Comet Soft Scrub Mr. Clean Neutral Floor Cleaner ZUD  Mr. Clean Magic Eraser Bar Keepers Friend®
<b>Water-Based Agents</b>	Water Base Paint or Stain	Fila PS87 or Deterdek	TileLab Heavy Duty Stripper & Cleaner	Sealer & Coating Remover	Porcelain and Ceramic Tile Cleaner or Finish Sealer Stripper or Tile & Stone Cleaner	Mr. Clean Neutral Floor Cleaner Comet Mr. Clean Magic Eraser Bar Keepers Friend®
<b>Tile Grout</b>	Cement Latex Polymer   Epoxy	Deterdek or Fila PS87   - Fila CR10	TileLab Sulfamic Acid Cleaner or Grout Haze Remover	Sulfamic Acid Crystals or Phosphoric Acid Substitute or Grout Haze Clean-Up*  - Sealer & Coating Remover	Heavy Duty Acid Cleaner (HDAC) or Phosphoric Acid or Finish Sealer  - Epoxy Grout Film Remover	White Vinegar Lime-A-Way Mr. Clean Magic Eraser Bar Keepers Friend®

\*For problem stains, it may be necessary to use an abrasive powder compound in conjunction with the above cleaners: With Heavy-Duty Tile & Grout Cleaner or Grout Haze Clean-Up, use Aqua Mix Poultice. Please be careful to follow manufacturers recommended procedures when using any cleaning product. To download a copy of "How to Care for Porcelain Stone® tile," be sure to visit our web site at CrossvilleInc.com.

# Special Services



Loose samples for Architects and Designers. See back cover for details.

Chip Kits are available through your local distributor.

Custom patterns using 3 x 3 Color Blox Mosaics® and Crossville® Mosaics may be ordered through your local distributor; please allow adequate lead time.

Water jet cutting service offers infinite design possibilities from company logos to the most intricate of murals. Contact your local distributor for more details.

Crosstyle® provides custom cutting any of Crossville® Porcelain Stone® tile into any geometric, straight-edged piece 2 x 2 or larger.

Crossville® now offers each of its Porcelain Stone® products in popular plank shapes, with no minimum order and quick order fulfillment (most Crossville® collections are eligible).

Given the extreme hardness and durability of Crossville® Porcelain Stone®, cutting the tile or drilling holes requires specific blades and drill bits. Go to [CrossvilleInc.com](http://CrossvilleInc.com), and visit the Literature and Catalog/Installation Guide section for our cutting and core drilling guides.

Crossville® offers a booklet of pattern layout designs called the "Pattern Book". Contact your local distributor or visit Crossville's website at [CrossvilleInc.com](http://CrossvilleInc.com).

Crossville offers custom color service. Minimum order requirement and special set-up fees apply.

Crossville offers Cross-Grid®, a process that grinds all four sides of our Porcelain Stone® tiles. This squaring is also called rectified, and it allows the tile to be installed with narrower grout joints.

Crossville's website offers a variety of additional tools and information valuable to both professionals and homeowners.

## SAMPLE MATERIALS

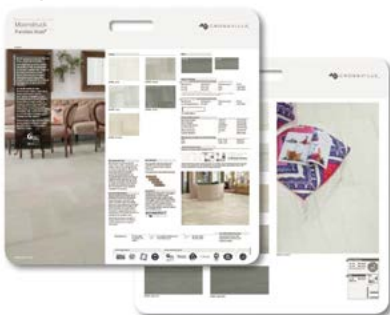
Sample Materials are available from your local representative. For single samples, please contact our Sample Express Hotline at 1.800.221.9093 or [samples@crossvilleinc.com](mailto:samples@crossvilleinc.com).

You can also order your samples online at [CrossvilleInc.com](http://CrossvilleInc.com). Simply pick the color you like and add to your sample cart. Samples are shipped ground services to the address you provide.



[www.CrossvilleInc.com](http://www.CrossvilleInc.com)

### Sample Board



### Contractor Board



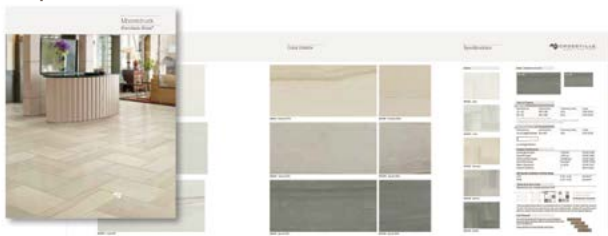
### Jewelry Cards



### Sample Card Box Set



### Sample Folder



### Brochure






## DCOF ACUTEST<sup>SM</sup>

The Wet DCOF AcuTest<sup>SM</sup> is the new standard for accurately determining the actual slip potential on a tile surface. Developed by the Tile Council of North America (TCNA), the Wet DCOF (Dynamic Coefficient of Friction) AcuTest is a repeatable, reproducible method of measuring slip potential. This method uses a specifically engineered device to perform the required testing, ensuring the most precise results. The Wet DCOF AcuTest is included in the latest version of ANSI A137.1 Specifications for Ceramic Tile.



The Tile Council of North America (TCNA), established in 1945, has a leadership role in promoting the use of ceramic tile and in developing North American and international industry standards. To learn more about TCNA, please go to [www.tcnatile.com](http://www.tcnatile.com).

Product	Finish	Wet DCOF Range
Empire™	PO	0.22 – 0.32
Buenos Aires Mood®	PO	0.31 – 0.41
Cross-Colors®	PO	0.31 – 0.41
Retro Active	PO	0.31 – 0.41
Virtue	SHT	0.31 – 0.41
Argent	HON	0.42 – 0.52
Bluestone	HON	0.42 – 0.52
Color Blox®/Color Blox® Mosaics	UPS	0.42 – 0.52
EcoCycle Americana®	UPS	0.42 – 0.52
Empire™	UP	0.42 – 0.52
Manoir	UPS	0.42 – 0.52
Moonstruck	HON	0.42 – 0.52
NOW	UP	0.42 – 0.52
Oceanaire	HON	0.42 – 0.52
Shades by Crossville®	HON	0.42 – 0.52
Virtue	UHT	0.42 – 0.52
Wood Impressions	UPS	0.42 – 0.52
Argent	UPS	0.50 – 0.60
Basalt	UPS	0.50 – 0.60
Bluestone	UPS	0.50 – 0.60
Buenos Aires Mood®	TX	0.50 – 0.60
Buenos Aires Mood®	UP	0.50 – 0.60
Crossville® Mosaics	UPS	0.50 – 0.60
Cross-Colors®	UPS	0.50 – 0.60
Garden	TX	0.50 – 0.60
Gotham®	UPS	0.50 – 0.60
Moonstruck	UPS	0.50 – 0.60
Oceanaire	UPS	0.50 – 0.60
Ready to Wear	UPS	0.50 – 0.60
Reclamation	UPS	0.50 – 0.60
Retro Active	UPS	0.50 – 0.60
Shades by Crossville®	UPS	0.50 – 0.60
SpeakEasy	UPS	0.50 – 0.60
Structure™	UPS	0.50 – 0.60
Vista Americana	UPS	0.50 – 0.60
Cotto Americana	UPS	0.58 – 0.68
Main Street	UPS	0.58 – 0.68



The defining threshold value is 0.42 for level interior spaces expected to be walked upon when wet, a wet DCOF of less than 0.42 shall only be installed when the surface will be kept dry when walked upon and proper safety procedures will be applied when cleaning the tiles.

## SAFETY CONSIDERATIONS FOR TILE

- In areas where standing water may occur, selected tile should have an elevated DCOF rating. Please refer to the "Tile Performance Data" page for additional information.
- Polished tile should not be used in areas where standing water, oil, or grease may be present due to the tile's low coefficient of friction.
- Pool deck tiles, whether interior or exterior, should have a surface texture that provides an elevated DCOF rating. Please refer to the "Tile Performance Data" page for additional information.
- Ramps or inclines should have an increased DCOF.
- There are no tiles that are slip proof, only slip resistant.

# Tile Performance Data

		Water Absorption	Deep Abrasion	Breaking Strength	Bond Strength	Wet Dynamic Coefficient of Friction	Facial Dimensions Range	Range of Thickness	Warpage (Diagonal)	Wedging	Frost Resistance	Chemical Resistance	Scratch Hardness
<b>Porcelain Stone® Tile</b>													
Argent	(HON)	< 0.20%	–	> 500 lbf	> 200 psi	.42 – .52	± 0.10%	0.025	± 0.20%	± 0.25%	Resistant	Unaffected	7
Argent	(UPS)	< 0.20%	–	> 500 lbf	> 200 psi	.50 – .60	± 0.10%	0.025	± 0.20%	± 0.25%	Resistant	Unaffected	7
Basalt	(UPS)	< 0.20%	–	> 450 lbf	> 200psi	.50 – .60	± 0.15%	0.030	± 0.20%	± 0.25%	Resistant	Unaffected	7
Bluestone	(HON)	< 0.20%	–	> 450 lbf	> 200 psi	.42 – .52	± 0.10%	0.020	± 0.20%	± 0.25%	Resistant	Unaffected	7
Bluestone	(UPS)	< 0.20%	–	> 450 lbf	> 200 psi	.50 – .60	± 0.10%	0.020	± 0.20%	± 0.25%	Resistant	Unaffected	7
Buenos Aires Mood®	(PO)	< 0.10%	< 135	> 425 lbf	> 200 psi	.31 – .41	± 0.10%	0.025	± 0.20%	± 0.40%	Resistant	Unaffected	8
Buenos Aires Mood®	(UP)	< 0.10%	< 135	> 425 lbf	> 200 psi	.50 – .60	± 0.10%	0.025	± 0.20%	± 0.40%	Resistant	Unaffected	8
Buenos Aires Mood®	(TX)	< 0.10%	< 135	> 425 lbf	> 200 psi	.50 – .60	± 0.10%	0.025	± 0.20%	± 0.40%	Resistant	Unaffected	8
Color Blox®	(UPS)	< 0.10%	–	> 450 lbf	> 200 psi	.42 – .52	± 0.25%	0.035	± 0.20%	± 0.20%	Resistant	Unaffected	6
Color Blox® Mosaics	(UPS)	< 0.10%	–	> 250 lbf	> 200 psi	.42 – .52	–	–	–	–	Resistant	Unaffected	6
Cotto Americana	(UPS)	< 0.10%	–	> 450 lbf	> 200 psi	.58 – .68	–	–	–	–	Resistant	Unaffected	7
EcoCycle Americana®	(UPS)	< 0.10%	–	> 350 lbf	> 200 psi	.42 – .52	± 0.15%	0.030	± 0.20%	± 0.20%	Resistant	Unaffected	9
Empire™	(PO)	< 0.10%	< 110	> 425 lbf	> 200 psi	.22 – .32	± 0.20%	0.020	± 0.20%	± 0.40%	Resistant	Unaffected	6
Empire™	(UP)	< 0.10%	< 110	> 425 lbf	> 200 psi	.42 – .52	± 0.20%	0.020	± 0.20%	± 0.40%	Resistant	Unaffected	6
Garden	(TX)	< 0.50%	–	> 500 lbf	> 200 psi	.50 – .60	± 0.40%	0.040	± 0.40%	± 0.40%	Resistant	Unaffected	7
Gotham®	(UPS)	< 0.20%	–	> 450 lbf	> 200 psi	.50 – .60	± 0.15%	–	± 0.20%	± 0.35%	Resistant	Unaffected	7
Main Street	(UPS)	< 0.10%	–	> 500 lbf	> 200 psi	.58 – .68	± 0.15%	0.020	± 0.20%	± 0.25%	Resistant	Unaffected	7
Manoir	(UPS)	< 0.20%	–	> 500 lbf	> 200 psi	.42 – .52	± 0.10%	0.020	± 0.20%	± 0.25%	Resistant	Unaffected	7
Moonstruck	(UPS)	< 0.20%	–	> 500 lbf	> 200 psi	.50 – .60	± 0.10%	0.025	± 0.20%	± 0.25%	Resistant	Unaffected	7
Moonstruck	(HON)	< 0.20%	–	> 500 lbf	> 200 psi	.42 – .52	± 0.10%	0.025	± 0.20%	± 0.25%	Resistant	Unaffected	7
NOW	(UP)	< 0.20%	–	> 500 lbf	> 200 psi	.42 – .52	± 0.10%	0.020	± 0.20%	± 0.25%	Resistant	Unaffected	7
Oceanaire	(UPS)	< 0.20%	–	> 500 lbf	> 200 psi	.50 – .60	± 0.10%	0.025	± 0.20%	± 0.25%	Resistant	Unaffected	7
Oceanaire	(HON)	< 0.20%	–	> 500 lbf	> 200 psi	.42 – .52	± 0.10%	0.025	± 0.20%	± 0.25%	Resistant	Unaffected	7
Ready to Wear	(UPS)	< 0.20%	–	> 450 lbf	> 200 psi	.50 – .60	± 0.15%	0.020	± 0.20%	± 0.35%	Resistant	Unaffected	7
Reclamation	(UPS)	< 0.20%	–	> 500 lbf	> 200 psi	.50 – .60	± 0.10%	0.020	± 0.20%	± 0.25%	Resistant	Unaffected	7
Retro Active	(PO)	< 0.10%	< 150	350–420 lbf	> 200 psi	.31 – .41	–	–	–	–	Resistant	Unaffected	6
Retro Active	(UPS)	< 0.10%	< 150	350–420 lbf	> 200 psi	.50 – .60	± 0.10%	–	–	–	Resistant	Unaffected	6
Savoy™	(Matte)	12 - 18%	–	> 600 lbf	> 100 psi	.42 – .52	–	–	–	–	Resistant	Unaffected	4
Shades by Crossville®	(HON)	< 0.30%	–	> 500 lbf	> 200 psi	.42 – .52	± 0.10%	0.025	± 0.20%	± 0.20%	Resistant	Unaffected	7
Shades by Crossville®	(UPS)	< 0.30%	–	> 500 lbf	> 200 psi	.50 – .60	± 0.10%	0.025	± 0.20%	± 0.20%	Resistant	Unaffected	7
SpeakEasy	(UPS)	< 0.20%	–	> 500 lbf	> 200 psi	.50 – .60	± 0.10%	0.035	± 0.20%	± 0.25%	Resistant	Unaffected	7
Structure™	(UPS)	< 0.20%	–	> 500 lbf	> 200 psi	.50 – .60	± 0.10%	0.025	± 0.20%	± 0.20%	Resistant	Unaffected	7
Vista Americana	(UPS)	< 0.10%	–	> 450 lbf	> 200 psi	.50 – .60	–	–	–	–	Resistant	Unaffected	7
Virtue	(SHT)	< 0.20%	–	> 500 lbf	> 200 psi	.31 – .41	± 0.10%	0.020	± 0.20%	± 0.25%	Resistant	Unaffected	5
Virtue	(UHT)	< 0.20%	–	> 500 lbf	> 200 psi	.42 – .52	± 0.10%	0.020	± 0.20%	± 0.25%	Resistant	Unaffected	7
Wood Impressions	(UPS)	< 0.10%	–	> 450 lbf	> 200 psi	.42 – .52	± 0.10%	0.020	± 0.20%	± 0.25%	Resistant	Unaffected	7

## Cross-Colors®

A Series Polished	(PO)	< 0.10%	< 150	350-420 lbf	> 200 psi	.31 – .41	± 0.15%	0.015	± 0.20%	± 0.30%	Resistant	Unaffected	5
A Series Unpolished	(UPS)	< 0.10%	< 150	350-420 lbf	> 200 psi	.50 – .60	± 0.15%	0.015	± 0.20%	± 0.30%	Resistant	Unaffected	6
B Series Polished	(PO)	< 0.10%	< 150	350-420 lbf	> 200 psi	.31 – .41	± 0.15%	0.015	± 0.20%	± 0.30%	Resistant	Unaffected	5
B Series Unpolished	(UPS)	< 0.10%	< 150	350-420 lbf	> 200 psi	.50 – .60	± 0.15%	0.015	± 0.20%	± 0.30%	Resistant	Unaffected	6
C Series Polished	(PO)	< 0.10%	< 150	350-420 lbf	> 200 psi	.31 – .41	± 0.15%	0.015	± 0.20%	± 0.30%	Resistant	Unaffected	5
C Series Unpolished	(UPS)	< 0.10%	< 150	350-420 lbf	> 200 psi	.50 – .60	± 0.15%	0.015	± 0.20%	± 0.30%	Resistant	Unaffected	6
Cross-Colors® LP	(PO)	< 0.10%	< 150	350-420 lbf	> 200 psi	.31 – .41	± 0.15%	0.015	± 0.20%	± 0.30%	Resistant	Unaffected	5
Cross-Colors® LP	(UPS)	< 0.10%	< 150	350-420 lbf	> 200 psi	.50 – .60	± 0.15%	0.015	± 0.20%	± 0.30%	Resistant	Unaffected	6
Crossdot®	(CD)*	< 0.10%	< 150	350-420 lbf	> 200 psi	.50 – .60	± 0.15%	N/A	± 0.20%	± 0.30%	Resistant	Unaffected	6
Cross-Grip®	(CGS)**	< 0.10%	< 150	350-420 lbf	> 200 psi	NA	± 0.15%	N/A	± 0.20%	± 0.30%	Resistant	Unaffected	6
Cross-Slate®	(CS)	< 0.10%	< 150	350-420 lbf	> 200 psi	.50 – .60	± 0.15%	N/A	± 0.20%	± 0.30%	Resistant	Unaffected	6
Cross-Tread®	(CTS)*	< 0.10%	< 150	350-420 lbf	> 200 psi	.50 – .60	± 0.15%	N/A	± 0.20%	± 0.30%	Resistant	Unaffected	6

Test results available on request.

Like any material, Crossville® tile can become slippery when wet. We recommend that care be taken to keep the surface dry.

Color reproduction in the photography in this catalog is representative only. Slight variation is inherent in fired porcelain and natural stone. Before selecting a color, contact your local representative for live samples or call Sample Express at 1.800.221.9093.

\*The increased real world traction of these types of surfaces cannot be fully realized by any current DCOF testing methodology due to their exaggerated facial structures.

\*\*Due to heavily textured surface, DCOF value is not able to be measured by testing device.

## Wet Area Use For Mosaic Tiles

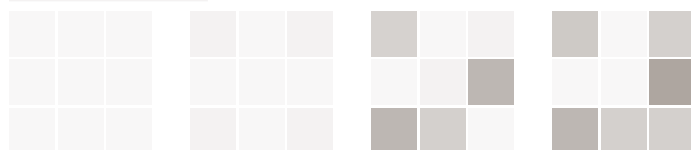
Crossville® produces mosaic tiles with the Cross-Sheen® finish. The AcuTest™ Wet Dynamic COF is ≥ 0.42. Their small sizes ensure frequent grout joints which provides traction and drainage.

Crossville cannot control situations involving incorrect installation, improper slope to the drain for elimination of standing water, and poor surface cleaning.

This information is provided so that customers may make a realistic and informed decision when comparing Crossville's mosaics to other tile products in wet area environments, such as residential/commercial bathrooms, showers, and interior pool decks.

## Shade & Texture Index

<b>V1 = Uniform Appearance</b>	Differences among pieces from the same production run are minimal.
<b>V2 = Slight Variation</b>	Clearly distinguishable differences in texture and/or pattern within similar colors.
<b>V3 = Moderate Variation</b>	While the colors and/or textures present on a single piece of tile will be indicative of the colors and/or textures to be expected on the other tiles, the amount of colors and/or texture on each piece may vary significantly. It is recommended that the range be viewed before selection.
<b>V4 = Substantial Variation</b>	Random color and/or texture differences from tile to tile, so that one tile may have totally different colors and/or textures from that on other tiles. Thus, the final installation will be unique. It is recommended that the range be viewed before selection.



V1

V2

V3

V4

Inspect products upon delivery and for best results, blend tile from several cartons during installation.



## DEFINITIONS

**Bullnose\*** – Rounded convex trim used to provide a smooth, rounded edge for countertops, stair steps and building corners. This is the most used trim shape for wall tile installations. Wall tile bullnose is sometimes referred to as surface cap. It has one rounded finished edge on the tile and can be used horizontally or vertically. Left Bullnose Corner & Right Bullnose Corner also referred to as Double Bullnose.

**Calibrated Tile** – Tiles that have been sorted to meet a pre-determined acceptance of variable range in size. Crossville® recommends a grout joint of 3/16 to 1/4 inch.

**Crossdot® (CD)** – each dot, provides increased slip resistance.

**Cross-Grip® (CGS)** – The patented raised-point texture is suitable for areas where grease, food, oil and other residue tend to accumulate.

**Cross-Sheen® (UPS)** – A unique proprietary finish that is not a glaze. It is a special surface preparation that is sprayed onto the tile surface prior to firing. The dense porcelain tiles are then fired at 2200 degree F, the treatment actually lowers the melt point on the top layer (1mm) closing and fusing the surface pores, giving the tiles a permanent and integral surface finish. This fired sheen imparts a high degree of stain resistance and facilitates easier removal if dirt build-up does occur.

**Cross-Slate® (CS)** – This finish combines the rustic and textured feel of slate with the throughbody color and durability of Porcelain Stone®.

**Cross-Tread® (CTS)** – The raised pattern surface increases slip resistance and ease of maintenance making this tile a suitable choice for wet and greasy floor areas, as well as for exterior walking surfaces.

**Cove Base (Standard, round top)\*** – This cove base has a rounded finished top like bullnose and is used as a cove base in areas that will not have wall tile installed above it.

**Cove Base (Universal, flat top)\*** – This Cove Base has a finished, flat top. It can be used alone or with tile stacked on top. Exception: Color By Numbers® Cove Base has an unglazed, flat top.

**Dynamic Coefficient of Friction (DCOF)** – Sometimes called kinetic coefficient of friction. This is the ratio of the force necessary to keep a surface already in motion sliding over another divided by the weight (or normal force) of an object. This force is a materials property of the two surfaces. DCOF is usually less than SCOF for the same materials. Contaminants such as dirt, water, soap, oil, or grease can change this value.

**Honed** – Tile that has had the surface mechanically altered to a uniform, semi-polished finish.

**Modular** – Tiles of various dimensions are sized so that they may be installed together in patterns with a common specified joint width. The difference between Actual and Nominal is the grout joint.

**Polished (PO)** – An aggressive grinding process on the surface of the tile resulting in an integral mirror like finish on the face of the tiles.

**Rectified/Cross-Grid®** – A tile that has had all edges mechanically finished to achieve a more precise facial dimension. 3-4mm grout joint recommended.

**Satin** – Tile that has had the surface mechanically altered to produce a smooth, semi-matte finish.

**Textured (TX)** – The appearance and rustic look of natural slate.

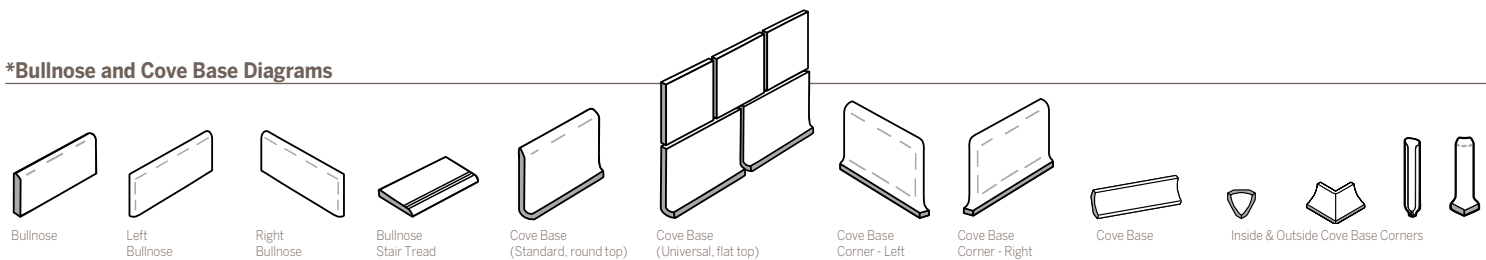
**Through-body Color** – The color is the same through and through the tile.

**Unpolished (UPS)** – With Cross-Sheen® finish imparts a subtle glow that enhances the color of the tile and also allows stains and scuff marks to be easily wiped off the surface.

### Degrees of Sheen:

- UPS comparable to Cross-Sheen®
- UP comparable to Matte
- Gloss comparable to Polished
- Satin comparable to Cross-Sheen®/UPS
- Honed comparable to semi-polished
- Polished

### \*Bullnose and Cove Base Diagrams













## Sample Express

### LOOSE SAMPLES FOR ARCHITECTS AND DESIGNERS

#### Loose Tile Samples

- Sizes may vary depending on product series
- Max. of 4 large field tile per order (up to 18 x 18 inch)

#### Replacement Chips for PSS Rack

- Max. of 5, 2 x 2 inch chips per color

#### Standard Shipping

- UPS Ground or FedEx Ground

SAMPLES@CROSSVILLEINC.COM  
800.221.9093

## CrossvilleInc.com

If you want a better idea of what Crossville® tile would look like in a particular room setting, simply visit our website at [CrossvilleInc.com](http://CrossvilleInc.com) and click on Cross-Vision®. This powerful software tool allows you to visualize different types of Crossville tile in kitchens, bathrooms, dining rooms, and other living areas. In addition, our website features comprehensive information about Crossville's entire portfolio of products, including tile, trim, borders, and accents. You can also learn about the latest styles and trends from industry experts, download detailed care and maintenance instructions for our various products, or browse electronic versions of Crossville's product brochures. So whether you need information about Crossville products or tile in general, please visit us at [CrossvilleInc.com](http://CrossvilleInc.com).

\* Information here is subject to change.  
Please refer to [CrossvilleInc.com](http://CrossvilleInc.com) for the latest, most accurate information.

Wet Dynamic Coefficient of Friction information gathered as a result of DCOF Acu Test™

® - Buenos Aires Mood, Color Blox, Color Blox Mosaics, Color by Numbers, Cross-Colors, Cross-Colors LP, Cross-Tech, Crossdot, Cross-Sheen, Cross-Grip, Cross-Slate, Cross-Tread, Cross-Vision, Crossville, Crossville Ceramics, EcoCycle, EcoCycle Americana, EcoCycle Tile Process, Get-Planked, Glass Blox, Gotham, Porcelain Stone, Mixology, Origins Glass, Shades by Crossville, Tile Take Back, and Crosstyle are copyrighted marks of Crossville, Inc.

™ - Design Solutions, Empire, Hydrotect, Kauri, Laminam by Crossville, Savoy, and Structure are registered trademarks of Crossville, Inc.

All products manufactured by Crossville® contain between 4 and 40% pre-consumer recycled content. Globally sourced products contain varied amounts of recycled content. See individual product pages for details. Crossville's EcoCycle Tile Process™ has been certified by Scientific Certification Systems.



SCS Certified  
RECYCLING PROGRAM



#### Trade Organizations



#### Crossville, Inc.

PO Box 1168  
Crossville, TN  
38557

**Phone** 931.484.2110  
**Fax** 931.456.2956  
**E-Mail** [Crosscc@CrossvilleInc.com](mailto:Crosscc@CrossvilleInc.com)  
**Web** [CrossvilleInc.com](http://CrossvilleInc.com)